



Location: CMA1b - Oil Street Site Office

Report on 24-hour TSP monitoring

Action Level ($\mu\text{g}/\text{m}^3$) - 176.7

Limit Level ($\mu\text{g}/\text{m}^3$) - 260

Date	Sampling Time	Weather Condition	Filter paper no.	Filter Weight, g		Elapse Time, hr		Sampling Time, hr	Flow Rate, m^3/min			Total Volume, m^3	TSP Level, $\mu\text{g}/\text{m}^3$
				Initial	Final	Initial	Final		Initial, Q_{si}	Final, Q_{sf}	Average		
30-Aug-13	8:00	Rainy	004959	2.7750	2.9800	3328.79	3352.79	24.00	1.38	1.38	1.38	1989	103
6-Sep-13	13:00	Fine	007231	2.6588	2.8009	3358.81	3382.81	24.00	1.41	1.40	1.41	2024	70
11-Sep-13	8:00	Fine	005549	2.8878	3.0181	3382.81	3406.81	24.00	1.34	1.34	1.34	1925	68
17-Sep-13	8:00	Fine	007257	2.6563	2.9173	3409.81	3433.81	24.00	1.31	1.31	1.31	1885	138
24-Sep-13	11:57	Cloudy	005442	2.8260	2.8931	3463.79	3487.79	24.00	1.23	1.23	1.23	1766	38

Remarks: Due to electricity interruption and the hoisting of Gale Warning Signal, the 24hr TSP was rescheduled from 5 Sep 2013 to 6 Sep 2013 and from 23 Sep 2013 to 24 Sep 2013 respectively.

Report on 1-hour TSP monitoring

Action Level ($\mu\text{g}/\text{m}^3$) - 320.1

Limit Level ($\mu\text{g}/\text{m}^3$) - 500

Date	Sampling Time	Weather Condition	Filter paper no.	Filter Weight, g		Elapse Time, hr		Sampling Time, hr	Flow Rate, m^3/min			Total Volume, m^3	TSP Level, $\mu\text{g}/\text{m}^3$
				Initial	Final	Initial	Final		Initial, Q_{si}	Final, Q_{sf}	Average		
31-Aug-13	9:07	Rainy	007253	2.6731	2.6809	3352.79	3353.79	1.00	1.34	1.34	1.34	80	97
31-Aug-13	10:18	Rainy	007251	2.6814	2.6885	3353.79	3354.79	1.00	1.34	1.34	1.34	80	88
31-Aug-13	11:26	Rainy	007250	2.7005	2.7094	3354.79	3355.79	1.00	1.32	1.32	1.32	79	113
6-Sep-13	8:09	Rainy	005557	2.8756	2.8874	3355.81	3356.81	1.00	1.38	1.38	1.38	83	142
6-Sep-13	9:18	Rainy	007233	2.6654	2.6755	3356.81	3357.81	1.00	1.38	1.38	1.38	83	122
6-Sep-13	10:29	Rainy	005570	2.8546	2.8646	3357.81	3358.81	1.00	1.38	1.38	1.38	83	120
12-Sep-13	8:20	Fine	007274	2.7045	2.7152	3406.81	3407.81	1.00	1.29	1.29	1.29	78	138
12-Sep-13	9:25	Fine	007273	2.6978	2.7082	3407.81	3408.81	1.00	1.38	1.34	1.36	81	128
12-Sep-13	10:40	Fine	007272	2.7132	2.7271	3408.81	3409.81	1.00	1.38	1.38	1.38	83	168
18-Sep-13	8:02	Cloudy	005454	2.8270	2.8458	3433.81	3434.81	1.00	1.29	1.29	1.29	77	243
18-Sep-13	9:10	Cloudy	005455	2.8377	2.8516	3434.81	3435.81	1.00	1.23	1.23	1.23	74	189
18-Sep-13	10:23	Cloudy	005456	2.8293	2.8392	3435.81	3436.81	1.00	1.35	1.35	1.35	81	122
24-Sep-13	8:44	Cloudy	005434	2.8250	2.8314	3460.79	3461.79	1.00	1.33	1.33	1.33	80	80
24-Sep-13	9:50	Cloudy	005437	2.8232	2.8299	3461.79	3462.79	1.00	1.33	1.33	1.33	80	84
24-Sep-13	10:53	Cloudy	005440	2.8135	2.8206	3462.79	3463.79	1.00	1.33	1.33	1.33	80	89



Location: CMA2a - Causeway Bay Community Centre

Report on 24-hour TSP monitoring
 Action Level ($\mu\text{g}/\text{m}^3$) - 169.5
 Limit Level ($\mu\text{g}/\text{m}^3$) - 260

Date	Sampling Time	Weather Condition	Filter paper no.	Filter Weight, g		Elapse Time, hr		Sampling Time, hr	Flow Rate, m^3/min			Total Volume, m^3	TSP Level, $\mu\text{g}/\text{m}^3$
				Initial	Final	Initial	Final		Initial, Q_{si}	Final, Q_{sf}	Average		
30-Aug-13	8:00	Rainy	006691	2.6354	2.7649	13064.71	13088.71	24.00	1.34	1.34	1.34	1934	67
5-Sep-13	8:00	Rainy	007248	2.7058	2.7852	13091.72	13115.72	24.00	1.35	1.35	1.35	1939	41
11-Sep-13	8:00	Fine	005573	2.8672	2.9855	13118.72	13142.72	24.00	1.42	1.42	1.42	2039	58
17-Sep-13	8:00	Fine	007258	2.6688	2.8754	13145.72	13169.72	24.00	1.45	1.45	1.45	2086	99
24-Sep-13	11:45	Cloudy	005439	2.8126	2.8943	13175.94	13199.94	24.00	1.39	1.39	1.39	1997	41

Remarks: Due to the hoisting of Gale Warning Signal, the 24hr TSP was rescheduled from 23 Sep 2013 to 24 Sep 2013.

Report on 1-hour TSP monitoring
 Action Level ($\mu\text{g}/\text{m}^3$) - 323.4
 Limit Level ($\mu\text{g}/\text{m}^3$) - 500

Date	Sampling Time	Weather Condition	Filter paper no.	Filter Weight, g		Elapse Time, hr		Sampling Time, hr	Flow Rate, m^3/min			Total Volume, m^3	TSP Level, $\mu\text{g}/\text{m}^3$
				Initial	Final	Initial	Final		Initial, Q_{si}	Final, Q_{sf}	Average		
31-Aug-13	9:03	Rainy	007173	2.6111	2.6189	13088.71	13089.71	1.00	1.40	1.40	1.40	84	93
31-Aug-13	10:56	Rainy	007252	2.6878	2.6982	13089.71	13090.71	1.00	1.40	1.40	1.40	84	124
31-Aug-13	13:06	Rainy	007249	2.6682	2.6811	13090.71	13091.71	1.00	1.38	1.38	1.38	83	156
6-Sep-13	8:10	Fine	007232	2.6560	2.6622	13115.72	13116.72	1.00	1.53	1.53	1.53	92	68
6-Sep-13	9:23	Fine	007102	2.6924	2.7000	13116.72	13117.72	1.00	1.53	1.53	1.53	92	83
6-Sep-13	10:34	Fine	007103	2.6659	2.6760	13117.72	13118.72	1.00	1.53	1.53	1.53	92	110
12-Sep-13	8:05	Fine	007086	2.6646	2.6725	13142.72	13143.72	1.00	1.49	1.49	1.49	89	88
12-Sep-13	9:15	Fine	007254	2.6637	2.6680	13143.72	13144.72	1.00	1.38	1.38	1.38	83	52
12-Sep-13	10:30	Fine	007256	2.6684	2.6759	13144.72	13145.72	1.00	1.45	1.45	1.45	87	86
18-Sep-13	8:05	Cloudy	005450	2.8343	2.8392	13169.72	13170.72	1.00	1.39	1.39	1.39	83	59
18-Sep-13	9:16	Cloudy	005451	2.8300	2.8415	13170.72	13171.72	1.00	1.39	1.39	1.39	83	138
18-Sep-13	10:21	Cloudy	005452	2.8265	2.8400	13171.72	13172.72	1.00	1.43	1.43	1.43	86	158
24-Sep-13	8:12	Cloudy	006795	2.6173	2.6218	13172.94	13173.94	1.00	1.41	1.41	1.41	84	53
24-Sep-13	9:30	Cloudy	005433	2.8122	2.8186	13173.94	13174.94	1.00	1.41	1.41	1.41	84	76
24-Sep-13	10:41	Cloudy	005436	2.7991	2.8046	13174.94	13175.94	1.00	1.41	1.41	1.41	84	65



Location: CMA3a - CWB PRE Site Office Area

Report on 24-hour TSP monitoring
 Action Level ($\mu\text{g}/\text{m}^3$) - 171
 Limit Level ($\mu\text{g}/\text{m}^3$) - 260

Date	Sampling Time	Weather Condition	Filter paper no.	Filter Weight, g		Elapse Time, hr		Sampling Time, hr	Flow Rate, m^3/min			Total Volume, m^3	TSP Level, $\mu\text{g}/\text{m}^3$
				Initial	Final	Initial	Final		Initial, Q_{si}	Final, Q_{sf}	Average		
30-Aug-13	8:00	Rainy	006650	2.6448	2.8050	301.67	325.67	24.00	1.42	1.42	1.42	2048	78
5-Sep-13	8:00	Rainy	007171	2.6269	2.7985	328.60	352.60	24.00	1.52	1.51	1.51	2180	79
11-Sep-13	8:00	Fine	006662	2.6586	2.8737	355.57	379.57	24.00	1.47	1.47	1.47	2123	101
17-Sep-13	8:00	Fine	006837	2.6456	2.8826	382.57	406.57	24.00	1.40	1.40	1.40	2021	117
24-Sep-13	11:25	Cloudy	005337	2.8392	2.9447	434.05	458.05	24.00	1.37	1.37	1.37	1971	54

Remarks: Due to the hoisting of Gale Warning Signal, the 24hr TSP was rescheduled from 23 Sep 2013 to 24 Sep 2013.

Report on 1-hour TSP monitoring
 Action Level ($\mu\text{g}/\text{m}^3$) - 311.3
 Limit Level ($\mu\text{g}/\text{m}^3$) - 500

Date	Sampling Time	Weather Condition	Filter paper no.	Filter Weight, g		Elapse Time, hr		Sampling Time, hr	Flow Rate, m^3/min			Total Volume, m^3	TSP Level, $\mu\text{g}/\text{m}^3$
				Initial	Final	Initial	Final		Initial, Q_{si}	Final, Q_{sf}	Average		
31-Aug-13	8:10	Rainy	007130	2.6598	2.6646	325.67	326.67	1.00	1.48	1.48	1.48	89	54
31-Aug-13	9:45	Rainy	005554	2.8981	2.9090	326.67	327.67	1.00	1.48	1.48	1.48	89	123
31-Aug-13	10:55	Rainy	007172	2.6089	2.6169	327.67	328.67	1.00	1.48	1.48	1.48	89	90
6-Sep-13	10:35	Fine	006665	2.6501	2.6669	352.60	353.60	1.00	1.48	1.48	1.48	89	189
6-Sep-13	13:05	Fine	006669	2.6672	2.6845	353.60	354.60	1.00	1.48	1.48	1.48	89	195
6-Sep-13	14:45	Fine	006667	2.6620	2.6751	354.60	355.60	1.00	1.48	1.48	1.48	89	148
12-Sep-13	8:20	Fine	007030	2.6264	2.6377	379.57	380.57	1.00	1.47	1.47	1.47	88	128
12-Sep-13	9:25	Fine	006838	2.6257	2.6356	380.57	381.57	1.00	1.47	1.47	1.47	88	112
12-Sep-13	10:35	Fine	005553	2.8879	2.9008	381.57	382.57	1.00	1.47	1.47	1.47	88	146
18-Sep-13	13:03	Cloudy	006671	2.6452	2.6610	406.57	407.57	1.00	1.40	1.40	1.40	84	188
18-Sep-13	14:21	Cloudy	006664	2.6539	2.6680	407.57	408.57	1.00	1.40	1.40	1.40	84	167
18-Sep-13	15:33	Cloudy	006673	2.6563	2.6808	408.57	409.57	1.00	1.40	1.40	1.40	84	291
24-Sep-13	8:06	Cloudy	005357	2.8427	2.8500	431.05	432.05	1.00	1.33	1.33	1.33	80	91
24-Sep-13	9:15	Cloudy	005334	2.8314	2.8414	432.05	433.05	1.00	1.33	1.33	1.33	80	125
24-Sep-13	10:20	Cloudy	005336	2.8154	2.8226	433.05	434.05	1.00	1.33	1.33	1.33	80	90



Location: CMA4a - SPCA

Report on 24-hour TSP monitoring
Action Level ($\mu\text{g}/\text{m}^3$) - 171.2
Limit Level ($\mu\text{g}/\text{m}^3$) - 260

Date	Sampling Time	Weather Condition	Filter paper no.	Filter Weight, g		Elapse Time, hr		Sampling Time, hr	Flow Rate, m^3/min			Total Volume, m^3	TSP Level, $\mu\text{g}/\text{m}^3$
				Initial	Final	Initial	Final		Initial, Q_{si}	Final, Q_{sf}	Average		
30-Aug-13	8:00	Rainy	006654	2.6745	2.8028	17241.87	17265.87	24.00	1.30	1.30	1.30	1877	68
5-Sep-13	8:00	Rainy	005556	2.8781	2.9946	17268.87	17292.87	24.00	1.35	1.35	1.35	1939	60
11-Sep-13	8:00	Fine	006661	2.6280	2.7545	17295.87	17319.87	24.00	1.30	1.30	1.30	1876	67
17-Sep-13	8:00	Fine	005552	2.8802	3.0542	17322.87	17346.87	24.00	1.34	1.34	1.34	1928	90
24-Sep-13	11:50	Cloudy	005367	2.8355	2.9168	17374.23	17398.23	24.00	1.28	1.28	1.28	1849	44

Remarks: Due to the hoisting of Gale Warning Signal, the 24hr TSP was rescheduled from 23 Sep 2013 to 24 Sep 2013.

Report on 1-hour TSP monitoring
Action Level ($\mu\text{g}/\text{m}^3$) - 312.5
Limit Level ($\mu\text{g}/\text{m}^3$) - 500

Date	Sampling Time	Weather Condition	Filter paper no.	Filter Weight, g		Elapse Time, hr		Sampling Time, hr	Flow Rate, m^3/min			Total Volume, m^3	TSP Level, $\mu\text{g}/\text{m}^3$
				Initial	Final	Initial	Final		Initial, Q_{si}	Final, Q_{sf}	Average		
31-Aug-13	8:09	Rainy	007131	2.6493	2.6535	17265.87	17266.87	1.00	1.30	1.30	1.30	78	54
31-Aug-13	9:23	Rainy	007129	2.6266	2.6317	17266.87	17267.87	1.00	1.27	1.27	1.27	76	67
31-Aug-13	10:40	Rainy	005555	2.8805	2.8876	17267.87	17268.87	1.00	1.27	1.27	1.27	76	94
6-Sep-13	10:15	Fine	006660	2.6556	2.6634	17292.87	17293.87	1.00	1.15	1.19	1.17	70	111
6-Sep-13	13:03	Fine	006668	2.6585	2.6707	17293.87	17294.87	1.00	1.31	1.31	1.31	78	156
6-Sep-13	14:21	Fine	006666	2.6610	2.6713	17294.87	17295.87	1.00	1.31	1.31	1.31	78	131
12-Sep-13	8:05	Fine	007297	2.6903	2.6953	17319.87	17320.87	1.00	1.30	1.30	1.30	78	64
12-Sep-13	9:10	Fine	005550	2.8858	2.8975	17320.87	17321.87	1.00	1.30	1.30	1.30	78	150
12-Sep-13	10:15	Fine	005551	2.8827	2.8920	17321.87	17322.87	1.00	1.11	1.11	1.11	66	140
18-Sep-13	13:07	Cloudy	006670	2.6531	2.6666	17346.87	17347.87	1.00	1.34	1.34	1.34	80	168
18-Sep-13	14:12	Cloudy	006663	2.6606	2.6725	17347.87	17348.87	1.00	1.34	1.34	1.34	80	148
18-Sep-13	15:24	Cloudy	006672	2.6313	2.6527	17348.87	17349.87	1.00	1.34	1.34	1.34	80	266
24-Sep-13	8:30	Cloudy	005335	2.8340	2.8397	17371.23	17372.23	1.00	1.34	1.34	1.34	80	71
24-Sep-13	9:42	Cloudy	005366	2.8288	2.8352	17372.23	17373.23	1.00	1.19	1.19	1.19	71	90
24-Sep-13	10:46	Cloudy	005365	2.8498	2.8571	17373.23	17374.23	1.00	1.30	1.30	1.30	78	93



Location: CMA5a - Children Garden opposite to Pedestrian Plaza

Report on 24-hour TSP monitoring

Action Level ($\mu\text{g}/\text{m}^3$) - 181
Limit Level ($\mu\text{g}/\text{m}^3$) - 260

Date	Sampling Time	Weather Condition	Filter paper no.	Filter Weight, g		Elapse Time, hr		Sampling Time, hr	Flow Rate, m^3/min			Total Volume, m^3	TSP Level, $\mu\text{g}/\text{m}^3$
				Initial	Final	Initial	Final		Initial, Q_{si}	Final, Q_{sf}	Average		
30-Aug-13	8:00	Rainy	007081	2.6339	2.7465	18249.76	18273.76	24.00	1.19	1.19	1.19	1717	66
5-Sep-13	8:00	Rainy	007322	2.6821	2.8074	18276.77	18300.77	24.00	1.54	1.54	1.54	2222	56
11-Sep-13	8:00	Fine	007276	2.7099	2.8410	18303.77	18327.77	24.00	1.35	1.35	1.35	1950	67
17-Sep-13	8:00	Fine	007255	2.7000	2.9100	18330.76	18354.76	24.00	1.30	1.30	1.30	1879	112
24-Sep-13	16:16	Cloudy	005340	2.8580	2.9882	18360.76	18384.76	24.00	1.39	1.39	1.39	1997	65

Remarks: Due to the hoisting of Gale Warning Signal, the 24hr TSP was rescheduled from 23 Sep 2013 to 24 Sep 2013.

Report on 1-hour TSP monitoring

Action Level ($\mu\text{g}/\text{m}^3$) - 332
Limit Level ($\mu\text{g}/\text{m}^3$) - 500

Date	Sampling Time	Weather Condition	Filter paper no.	Filter Weight, g		Elapse Time, hr		Sampling Time, hr	Flow Rate, m^3/min			Total Volume, m^3	TSP Level, $\mu\text{g}/\text{m}^3$
				Initial	Final	Initial	Final		Initial, Q_{si}	Final, Q_{sf}	Average		
31-Aug-13	8:25	Rainy	007282	2.6868	2.6926	18273.76	18274.76	1.00	1.66	1.66	1.66	100	58
31-Aug-13	9:35	Rainy	007278	2.6633	2.6689	18274.76	18275.76	1.00	1.66	1.64	1.65	99	57
31-Aug-13	10:45	Rainy	007279	2.6955	2.7014	18275.76	18276.76	1.00	1.62	1.62	1.62	97	61
6-Sep-13	8:25	Fine	007325	2.6582	2.6645	18300.77	18301.77	1.00	1.56	1.56	1.56	94	67
6-Sep-13	9:30	Fine	007084	2.6293	2.6393	18301.77	18302.77	1.00	1.54	1.54	1.54	93	108
6-Sep-13	10:50	Fine	007275	2.6661	2.6729	18302.77	18303.77	1.00	1.56	1.56	1.56	94	73
12-Sep-13	13:00	Fine	007229	2.6777	2.6855	18327.77	18328.77	1.00	1.33	1.33	1.33	80	97
12-Sep-13	14:05	Fine	007271	2.7007	2.7089	18328.77	18329.77	1.00	1.33	1.33	1.33	80	102
12-Sep-13	15:10	Fine	007270	2.7051	2.7116	18329.77	18330.77	1.00	1.33	1.33	1.33	80	81
18-Sep-13	8:21	Cloudy	005563	2.8435	2.8557	18354.76	18355.76	1.00	1.30	1.30	1.30	78	156
18-Sep-13	9:34	Cloudy	007259	2.7068	2.7180	18355.76	18356.76	1.00	1.30	1.30	1.30	78	143
18-Sep-13	10:41	Cloudy	007260	2.7084	2.7127	18356.76	18357.76	1.00	1.30	1.30	1.30	78	55
24-Sep-13	13:05	Cloudy	007261	2.7316	2.7407	18357.76	18358.76	1.00	1.35	1.35	1.35	81	113
24-Sep-13	14:09	Cloudy	005368	2.8333	2.8431	18358.76	18359.76	1.00	1.35	1.35	1.35	81	121
24-Sep-13	15:11	Cloudy	005339	2.8532	2.8600	18359.76	18360.76	1.00	1.35	1.35	1.35	81	84



Location: MA1e - International Finance Centre (Eastern Wing)

Report on 24-hour TSP monitoring
 Action Level ($\mu\text{g}/\text{m}^3$) - 173.4
 Limit Level ($\mu\text{g}/\text{m}^3$) - 260

Date	Sampling Time	Weather Condition	Filter paper no.	Filter Weight, g		Elapse Time, hr		Sampling Time, hr	Flow Rate, m^3/min			Total Volume, m^3	TSP Level, $\mu\text{g}/\text{m}^3$
				Initial	Final	Initial	Final		Initial, Q_{si}	Final, Q_{sf}	Average		
30-Aug-13	8:00	Rainy	007294	2.6827	2.8034	13952.55	13976.54	23.99	1.31	1.31	1.31	1880	64
5-Sep-13	8:00	Rainy	005565	2.8630	2.9545	13979.54	14003.54	24.00	1.31	1.31	1.31	1886	49
11-Sep-13	8:00	Fine	006658	2.6691	2.7539	14006.54	14030.54	24.00	1.31	1.31	1.31	1880	45
17-Sep-13	8:00	Fine	007169	2.6443	2.7568	14033.52	14057.52	24.00	1.34	1.34	1.34	1928	58
24-Sep-13	11:45	Cloudy	005523	2.8482	2.9249	14087.52	14111.52	24.00	1.34	1.34	1.34	1928	40

Remarks: Due to the hoisting of Gale Warning Signal, the 24hr TSP was rescheduled from 23 Sep 2013 to 24 Sep 2013.

Report on 1-hour TSP monitoring
 Action Level ($\mu\text{g}/\text{m}^3$) - 325.1
 Limit Level ($\mu\text{g}/\text{m}^3$) - 500

Date	Sampling Time	Weather Condition	Filter paper no.	Filter Weight, g		Elapse Time, hr		Sampling Time, hr	Flow Rate, m^3/min			Total Volume, m^3	TSP Level, $\mu\text{g}/\text{m}^3$
				Initial	Final	Initial	Final		Initial, Q_{si}	Final, Q_{sf}	Average		
31-Aug-13	8:33	Rainy	005579	2.8524	2.8621	13976.54	13977.54	1.00	1.31	1.29	1.30	78	125
31-Aug-13	9:35	Rainy	005577	2.8456	2.8536	13977.54	13978.54	1.00	1.31	1.29	1.30	78	103
31-Aug-13	10:38	Rainy	005575	2.8549	2.8653	13978.54	13979.54	1.00	1.31	1.29	1.30	78	133
6-Sep-13	8:30	Fine	005567	2.8641	2.8708	14003.54	14004.54	1.00	1.31	1.31	1.31	79	85
6-Sep-13	9:43	Fine	005569	2.8529	2.8618	14004.54	14005.54	1.00	1.31	1.31	1.31	79	113
6-Sep-13	10:53	Fine	006659	2.6660	2.6734	14005.54	14006.54	1.00	1.31	1.31	1.31	79	94
12-Sep-13	8:47	Fine	005533	2.8605	2.8666	14030.54	14031.54	1.00	1.31	1.31	1.31	78	78
12-Sep-13	9:56	Fine	005571	2.8645	2.8704	14031.54	14032.54	1.00	1.31	1.34	1.32	79	74
12-Sep-13	11:00	Fine	005524	2.8593	2.8646	14032.54	14033.54	1.00	1.20	1.31	1.25	75	70
18-Sep-13	8:28	Cloudy	005525	2.8673	2.8753	14057.53	14058.53	1.00	1.30	1.30	1.30	78	102
18-Sep-13	9:35	Cloudy	005528	2.8500	2.8588	14058.53	14059.53	1.00	1.30	1.30	1.30	78	113
18-Sep-13	10:43	Cloudy	005530	2.8672	2.8768	14059.53	14060.53	1.00	1.30	1.30	1.30	78	123
24-Sep-13	8:09	Cloudy	005520	2.8700	2.8779	14084.52	14085.52	1.00	1.30	1.30	1.30	78	101
24-Sep-13	9:14	Cloudy	005521	2.8568	2.8600	14085.52	14086.52	1.00	1.30	1.30	1.30	78	41
24-Sep-13	10:23	Cloudy	005522	2.8557	2.8596	14086.52	14087.52	1.00	1.30	1.30	1.30	78	50



Location: MA1w - International Finance Centre (Western Wing)

Report on 24-hour TSP monitoring

Action Level ($\mu\text{g}/\text{m}^3$) - 173.4
Limit Level ($\mu\text{g}/\text{m}^3$) - 260

Date	Sampling Time	Weather Condition	Filter paper no.	Filter Weight, g		Elapse Time, hr		Sampling Time, hr	Flow Rate, m^3/min			Total Volume, m^3	TSP Level, $\mu\text{g}/\text{m}^3$
				Initial	Final	Initial	Final		Initial, Q_{si}	Final, Q_{sf}	Average		
30-Aug-13	8:00	Rainy	007175	2.6238	2.7617	13999.97	14023.97	24.00	1.37	1.37	1.37	1976	70
5-Sep-13	8:00	Rainy	005566	2.8653	2.9692	14026.97	14050.97	24.00	1.38	1.38	1.38	1982	52
11-Sep-13	8:00	Fine	006657	2.6448	2.7579	14053.97	14077.97	24.00	1.37	1.37	1.37	1975	57
17-Sep-13	8:00	Fine	007170	2.6237	2.7369	14080.97	14104.97	24.00	1.27	1.27	1.27	1830	62
24-Sep-13	11:45	Cloudy	005519	2.8556	2.9461	14134.96	14158.96	24.00	1.33	1.33	1.33	1913	47

Remarks: Due to the hoisting of Gale Warning Signal, the 24hr TSP was rescheduled from 23 Sep 2013 to 24 Sep 2013.

Report on 1-hour TSP monitoring

Action Level ($\mu\text{g}/\text{m}^3$) - 325.1
Limit Level ($\mu\text{g}/\text{m}^3$) - 500

Date	Sampling Time	Weather Condition	Filter paper no.	Filter Weight, g		Elapse Time, hr		Sampling Time, hr	Flow Rate, m^3/min			Total Volume, m^3	TSP Level, $\mu\text{g}/\text{m}^3$
				Initial	Final	Initial	Final		Initial, Q_{si}	Final, Q_{sf}	Average		
31-Aug-13	8:37	Rainy	005578	2.8447	2.8534	14023.97	14024.97	1.00	1.37	1.37	1.37	82	106
31-Aug-13	9:39	Rainy	005576	2.8453	2.8533	14024.97	14025.97	1.00	1.37	1.37	1.37	82	97
31-Aug-13	10:50	Rainy	005564	2.8690	2.8772	14025.97	14026.97	1.00	1.37	1.37	1.37	82	100
6-Sep-13	8:35	Fine	005568	2.8566	2.8654	14050.97	14051.97	1.00	1.38	1.38	1.38	83	107
6-Sep-13	9:42	Fine	005574	2.8645	2.8757	14051.97	14052.97	1.00	1.38	1.38	1.38	83	136
6-Sep-13	10:51	Fine	007293	2.6831	2.6912	14052.97	14053.97	1.00	1.38	1.38	1.38	83	98
12-Sep-13	8:40	Fine	005532	2.8624	2.8709	14077.97	14078.97	1.00	1.37	1.37	1.37	82	103
12-Sep-13	9:48	Fine	005572	2.8662	2.8732	14078.97	14079.97	1.00	1.37	1.37	1.37	82	85
12-Sep-13	10:56	Fine	005526	2.8664	2.8708	14079.97	14080.97	1.00	1.37	1.37	1.37	82	53
18-Sep-13	8:38	Cloudy	005527	2.8579	2.8688	14104.97	14105.97	1.00	1.33	1.33	1.33	80	137
18-Sep-13	9:41	Cloudy	005529	2.8609	2.8725	14105.97	14106.97	1.00	1.33	1.33	1.33	80	146
18-Sep-13	10:52	Cloudy	007268	2.6950	2.7028	14106.97	14107.97	1.00	1.33	1.33	1.33	80	98
24-Sep-13	8:01	Cloudy	006693	2.6429	2.6487	14131.96	14132.96	1.00	1.25	1.25	1.25	75	77
24-Sep-13	9:07	Cloudy	005462	2.8199	2.8264	14132.96	14133.96	1.00	1.33	1.33	1.33	80	82
24-Sep-13	10:16	Cloudy	005518	2.8690	2.8742	14133.96	14134.96	1.00	1.33	1.33	1.33	80	65



Location: CMA1b - Oil Street Site Office

Report on 24-hour TSP monitoring

Action Level ($\mu\text{g}/\text{m}^3$) - 176.7

Limit Level ($\mu\text{g}/\text{m}^3$) - 260

Date	Sampling Time	Weather Condition	Filter paper no.	Filter Weight, g		Elapse Time, hr		Sampling Time, hr	Flow Rate, m^3/min			Total Volume, m^3	TSP Level, $\mu\text{g}/\text{m}^3$
				Initial	Final	Initial	Final		Initial, Q_{si}	Final, Q_{sf}	Average		
28-Sep-13	8:00	Rainy	006835	2.6268	2.8266	3487.79	3511.79	24.00	1.35	1.35	1.35	1948	103
4-Oct-13	8:00	Fine	007163	2.6084	2.9105	3515.75	3539.75	24.00	1.27	1.27	1.27	1825	166
10-Oct-13	8:00	Fine	005391	2.8491	3.0169	3542.75	3566.75	24.00	1.33	1.33	1.33	1918	87
16-Oct-13	8:00	Cloudy	007209	2.6301	2.9657	3569.75	3593.75	24.00	1.44	1.44	1.44	2076	162
22-Oct-13	8:00	Fine	005917	2.6384	2.8367	3597.04	3621.04	24.00	1.27	1.27	1.27	1835	108

Report on 1-hour TSP monitoring

Action Level ($\mu\text{g}/\text{m}^3$) - 320.1

Limit Level ($\mu\text{g}/\text{m}^3$) - 500

Date	Sampling Time	Weather Condition	Filter paper no.	Filter Weight, g		Elapse Time, hr		Sampling Time, hr	Flow Rate, m^3/min			Total Volume, m^3	TSP Level, $\mu\text{g}/\text{m}^3$
				Initial	Final	Initial	Final		Initial, Q_{si}	Final, Q_{sf}	Average		
30-Sep-13	9:45	Cloudy	005412	2.8525	2.8662	3511.79	3512.79	1.00	1.23	1.31	1.27	76	179
30-Sep-13	10:49	Cloudy	005417	2.8133	2.8214	3512.79	3513.79	1.00	1.36	1.36	1.36	81	100
30-Sep-13	13:05	Cloudy	005419	2.8213	2.8265	3513.79	3514.79	1.00	1.31	1.31	1.31	79	66
5-Oct-13	8:06	Fine	005420	2.8200	2.8297	3539.75	3540.75	1.00	1.31	1.31	1.31	78	124
5-Oct-13	9:13	Fine	005422	2.8308	2.8402	3540.75	3541.75	1.00	1.31	1.31	1.31	78	120
5-Oct-13	10:23	Fine	005389	2.8359	2.8501	3541.75	3542.75	1.00	1.31	1.31	1.31	78	181
11-Oct-13	10:44	Fine	005913	2.6529	2.6697	3266.75	3267.75	1.00	1.35	1.35	1.35	81	207
11-Oct-13	13:20	Fine	005911	2.6426	2.6599	3267.75	3268.75	1.00	1.35	1.35	1.35	81	213
11-Oct-13	14:36	Fine	005381	2.8071	2.8188	3268.75	3269.75	1.00	1.35	1.35	1.35	81	144
17-Oct-13	8:15	Cloudy	005922	2.6262	2.6506	3593.75	3594.75	1.00	1.36	1.36	1.36	82	299
17-Oct-13	9:20	Cloudy	005923	2.6528	2.6710	3594.75	3595.75	1.00	1.36	1.36	1.36	82	223
17-Oct-13	10:30	Cloudy	005918	2.6582	2.6819	3595.75	3596.75	1.00	1.36	1.36	1.36	82	291
23-Oct-13	8:10	Fine	005383	2.8279	2.8464	3621.04	3622.04	1.00	1.40	1.40	1.40	84	220
23-Oct-13	9:23	Fine	005387	2.8433	2.8606	3622.04	3623.04	1.00	1.36	1.36	1.36	81	212
23-Oct-13	10:27	Fine	007211	2.6188	2.6345	3623.04	3624.04	1.00	1.36	1.36	1.36	81	193



Location: CMA2a - Causeway Bay Community Centre

Report on 24-hour TSP monitoring
Action Level ($\mu\text{g}/\text{m}^3$) - 169.5
Limit Level ($\mu\text{g}/\text{m}^3$) - 260

Date	Sampling Time	Weather Condition	Filter paper no.	Filter Weight, g		Elapse Time, hr		Sampling Time, hr	Flow Rate, m^3/min			Total Volume, m^3	TSP Level, $\mu\text{g}/\text{m}^3$
				Initial	Final	Initial	Final		Initial, Q_{si}	Final, Q_{sf}	Average		
28-Sep-13	8:00	Rainy	006834	2.6351	2.8300	13199.94	13223.94	24.00	1.41	1.41	1.41	2030	96
4-Oct-13	8:00	Fine	007164	2.6474	2.9435	13227.49	13251.49	24.00	1.37	1.37	1.37	1967	151
10-Oct-13	8:00	Fine	005392	2.8569	3.0256	13254.49	13278.49	24.00	1.37	1.37	1.37	1971	86
16-Oct-13	8:00	Cloudy	005407	2.8504	3.1163	13281.49	13305.49	24.00	1.41	1.42	1.42	2038	130
22-Oct-13	8:00	Fine	005916	2.6345	2.8991	13308.49	13332.49	24.00	1.42	1.41	1.42	2038	130

Report on 1-hour TSP monitoring
Action Level ($\mu\text{g}/\text{m}^3$) - 323.4
Limit Level ($\mu\text{g}/\text{m}^3$) - 500

Date	Sampling Time	Weather Condition	Filter paper no.	Filter Weight, g		Elapse Time, hr		Sampling Time, hr	Flow Rate, m^3/min			Total Volume, m^3	TSP Level, $\mu\text{g}/\text{m}^3$
				Initial	Final	Initial	Final		Initial, Q_{si}	Final, Q_{sf}	Average		
30-Sep-13	9:50	Cloudy	005413	2.8347	2.8485	13224.48	13225.48	1.00	1.41	1.41	1.41	85	163
30-Sep-13	10:59	Cloudy	005416	2.8299	2.8359	13225.48	13226.48	1.00	1.41	1.41	1.41	85	71
30-Sep-13	13:08	Cloudy	005418	2.8133	2.8176	13226.48	13227.48	1.00	1.39	1.39	1.39	84	51
5-Oct-13	8:05	Fine	005421	2.8388	2.8504	13251.49	13252.49	1.00	1.41	1.41	1.41	84	137
5-Oct-13	9:09	Fine	005424	2.8284	2.8397	13252.49	13253.49	1.00	1.41	1.41	1.41	84	134
5-Oct-13	10:12	Fine	005390	2.8364	2.8532	13253.49	13254.49	1.00	1.41	1.41	1.41	84	199
11-Oct-13	10:30	Fine	005902	2.6369	2.6539	13278.49	13279.49	1.00	1.39	1.39	1.39	83	204
11-Oct-13	13:03	Fine	005912	2.6387	2.6543	13279.49	13280.49	1.00	1.39	1.39	1.39	83	187
11-Oct-13	14:06	Fine	005402	2.8327	2.8477	13280.49	13281.49	1.00	1.39	1.39	1.39	83	180
17-Oct-13	8:05	Cloudy	005920	2.6684	2.6894	13305.49	13306.49	1.00	1.42	1.42	1.42	85	247
17-Oct-13	9:10	Cloudy	005921	2.6318	2.6462	13306.49	13307.49	1.00	1.38	1.38	1.38	83	175
17-Oct-13	10:15	Cloudy	005919	2.6802	2.7000	13307.49	13308.49	1.00	1.44	1.44	1.44	86	230
23-Oct-13	8:02	Fine	005382	2.8284	2.8409	13332.49	13333.49	1.00	1.58	1.58	1.58	95	132
23-Oct-13	9:04	Fine	005386	2.8250	2.8450	13333.49	13334.49	1.00	1.50	1.50	1.50	90	223
23-Oct-13	10:10	Fine	005388	2.8446	2.8631	13334.49	13335.49	1.00	1.50	1.50	1.50	90	206



Location: CMA3a - CWB PRE Site Office Area

Report on 24-hour TSP monitoring
Action Level ($\mu\text{g}/\text{m}^3$) - 171
Limit Level ($\mu\text{g}/\text{m}^3$) - 260

Date	Sampling Time	Weather Condition	Filter paper no.	Filter Weight, g		Elapse Time, hr		Sampling Time, hr	Flow Rate, m^3/min			Total Volume, m^3	TSP Level, $\mu\text{g}/\text{m}^3$
				Initial	Final	Initial	Final		Initial, Q_{si}	Final, Q_{sf}	Average		
28-Sep-13	8:00	Rainy	006832	2.6332	2.8573	458.04	482.04	24.00	1.41	1.41	1.41	2024	111
4-Oct-13	8:00	Fine	005506	2.8116	3.1378	565.19	589.19	24.00	1.40	1.40	1.40	2020	161
10-Oct-13	8:00	Fine	005354	2.8541	3.1426	648.21	672.21	24.00	1.34	1.33	1.34	1923	150
17-Oct-13	13:00	Cloudy	005513	2.8350	3.0689	678.21	702.21	24.00	1.37	1.38	1.38	1980	118
22-Oct-13	8:00	Fine	007210	2.6178	2.9390	709.90	733.90	24.00	1.40	1.40	1.40	2022	159

Remarks: Due to electricity interruption, the 24hr TSP was rescheduled from 16 Oct 2013 to 17 Oct 2013.

Report on 1-hour TSP monitoring
Action Level ($\mu\text{g}/\text{m}^3$) - 311.3
Limit Level ($\mu\text{g}/\text{m}^3$) - 500

Date	Sampling Time	Weather Condition	Filter paper no.	Filter Weight, g		Elapse Time, hr		Sampling Time, hr	Flow Rate, m^3/min			Total Volume, m^3	TSP Level, $\mu\text{g}/\text{m}^3$
				Initial	Final	Initial	Final		Initial, Q_{si}	Final, Q_{sf}	Average		
30-Sep-13	9:49	Cloudy	007024	2.6387	2.6464	482.04	483.04	1.00	1.39	1.39	1.39	83	92
30-Sep-13	10:56	Cloudy	007023	2.6430	2.6486	483.04	484.04	1.00	1.30	1.30	1.30	78	72
30-Sep-13	13:30	Cloudy	007195	2.6163	2.6296	484.04	485.04	1.00	1.37	1.37	1.37	82	161
5-Oct-13	8:07	Fine	005344	2.8496	2.8594	589.19	590.19	1.00	1.37	1.37	1.37	82	119
5-Oct-13	9:15	Fine	005345	2.8473	2.8622	590.19	591.19	1.00	1.37	1.37	1.37	82	182
5-Oct-13	10:20	Fine	005348	2.8456	2.8607	591.19	592.19	1.00	1.33	1.33	1.33	80	189
11-Oct-13	8:26	Fine	005507	2.8224	2.8391	672.21	673.21	1.00	1.30	1.30	1.30	78	214
11-Oct-13	9:32	Fine	005508	2.8337	2.8488	673.21	674.21	1.00	1.39	1.39	1.39	83	181
11-Oct-13	10:43	Fine	005509	2.8272	2.8424	674.21	675.21	1.00	1.37	1.37	1.37	82	185
17-Oct-13	8:31	Cloudy	007196	2.6301	2.6482	675.21	676.21	1.00	1.41	1.41	1.41	85	214
17-Oct-13	9:37	Cloudy	005515	2.8803	2.8829	676.21	677.21	1.00	1.41	1.41	1.41	85	31
17-Oct-13	10:49	Cloudy	005894	2.6469	2.6653	677.21	678.21	1.00	1.41	1.41	1.41	85	217
23-Oct-13	8:18	Fine	005900	2.6386	2.6623	733.90	734.90	1.00	1.37	1.37	1.37	82	289
23-Oct-13	9:25	Fine	005899	2.6278	2.6491	734.90	735.90	1.00	1.37	1.37	1.37	82	259
23-Oct-13	10:35	Fine	005901	2.6294	2.6513	735.90	736.90	1.00	1.37	1.37	1.37	82	267



Location: CMA4a - SPCA

Report on 24-hour TSP monitoring

Action Level ($\mu\text{g}/\text{m}^3$) - 171.2
Limit Level ($\mu\text{g}/\text{m}^3$) - 260

Date	Sampling Time	Weather Condition	Filter paper no.	Filter Weight, g		Elapse Time, hr		Sampling Time, hr	Flow Rate, m^3/min			Total Volume, m^3	TSP Level, $\mu\text{g}/\text{m}^3$
				Initial	Final	Initial	Final		Initial, Q_{si}	Final, Q_{sf}	Average		
28-Sep-13	8:00	Rainy	006831	2.6437	2.7950	17398.23	17422.23	24.00	1.34	1.34	1.34	1931	78
4-Oct-13	8:00	Fine	005504	2.8162	3.0334	17425.23	17449.23	24.00	1.27	1.26	1.26	1821	119
10-Oct-13	8:00	Fine	005355	2.8543	2.9854	17452.23	17476.23	24.00	1.25	1.25	1.25	1798	73
16-Oct-13	8:00	Cloudy	005401	2.8326	3.0748	17479.24	17503.24	24.00	1.27	1.27	1.27	1831	132
22-Oct-13	8:00	Fine	005517	2.8678	3.0879	17506.24	17530.24	24.00	1.27	1.27	1.27	1830	120

Report on 1-hour TSP monitoring

Action Level ($\mu\text{g}/\text{m}^3$) - 312.5
Limit Level ($\mu\text{g}/\text{m}^3$) - 500

Date	Sampling Time	Weather Condition	Filter paper no.	Filter Weight, g		Elapse Time, hr		Sampling Time, hr	Flow Rate, m^3/min			Total Volume, m^3	TSP Level, $\mu\text{g}/\text{m}^3$
				Initial	Final	Initial	Final		Initial, Q_{si}	Final, Q_{sf}	Average		
30-Sep-13	9:30	Cloudy	006674	2.6371	2.6463	17422.23	17423.23	1.00	1.34	1.34	1.34	81	114
30-Sep-13	10:43	Cloudy	006675	2.6522	2.6606	17423.23	17424.23	1.00	1.34	1.34	1.34	81	104
30-Sep-13	13:09	Cloudy	006676	2.6382	2.6498	17424.23	17425.23	1.00	1.34	1.34	1.34	81	144
5-Oct-13	8:02	Fine	005343	2.8649	2.8716	17449.23	17450.23	1.00	1.34	1.34	1.34	80	83
5-Oct-13	9:05	Fine	005346	2.8418	2.8516	17450.23	17451.23	1.00	1.26	1.26	1.26	76	129
5-Oct-13	10:10	Fine	005347	2.8415	2.8482	17451.23	17452.23	1.00	1.26	1.26	1.26	76	88
11-Oct-13	8:06	Fine	005514	2.8265	2.8355	17476.23	17477.23	1.00	1.25	1.25	1.25	75	120
11-Oct-13	9:09	Fine	005890	2.6218	2.6326	17477.23	17478.23	1.00	1.25	1.25	1.25	75	144
11-Oct-13	10:13	Fine	005516	2.8790	2.8845	17478.23	17479.23	1.00	1.25	1.25	1.25	75	73
17-Oct-13	8:09	Cloudy	006677	2.6268	2.6377	17503.24	17504.24	1.00	1.27	1.27	1.27	76	143
17-Oct-13	9:13	Cloudy	005893	2.6356	2.6499	17504.24	17505.24	1.00	1.31	1.31	1.31	79	182
17-Oct-13	10:17	Cloudy	005892	2.6460	2.6620	17505.24	17506.24	1.00	1.27	1.27	1.27	76	210
23-Oct-13	8:06	Fine	005895	2.6282	2.6463	17530.24	17531.24	1.00	1.27	1.27	1.27	76	237
23-Oct-13	9:10	Fine	005896	2.6355	2.6524	17531.24	17532.24	1.00	1.27	1.27	1.27	76	222
23-Oct-13	10:20	Fine	005897	2.6244	2.6413	17532.24	17533.24	1.00	1.25	1.25	1.25	75	225



Location: CMA5a - Children Garden opposite to Pedestrian Plaza

Report on 24-hour TSP monitoring

Action Level ($\mu\text{g}/\text{m}^3$) - 181
Limit Level ($\mu\text{g}/\text{m}^3$) - 260

Date	Sampling Time	Weather Condition	Filter paper no.	Filter Weight, g		Elapse Time, hr		Sampling Time, hr	Flow Rate, m^3/min			Total Volume, m^3	TSP Level, $\mu\text{g}/\text{m}^3$
				Initial	Final	Initial	Final		Initial, Q_{si}	Final, Q_{sf}	Average		
28-Sep-13	8:00	Rainy	007220	2.6760	2.8762	18384.78	18408.78	24.00	1.31	1.31	1.31	1882	106
4-Oct-13	8:00	Fine	005358	2.8338	3.1253	18411.78	18435.77	23.99	1.33	1.32	1.32	1907	153
10-Oct-13	8:00	Fine	005425	2.8275	2.9770	18438.77	18462.77	24.00	1.31	1.31	1.31	1883	79
16-Oct-13	8:00	Cloudy	005409	2.8524	3.1581	18465.77	18489.77	24.00	1.27	1.27	1.27	1830	167
22-Oct-13	8:00	Fine	005879	2.6577	2.9093	18492.77	18516.77	24.00	1.31	1.31	1.31	1889	133

Report on 1-hour TSP monitoring

Action Level ($\mu\text{g}/\text{m}^3$) - 332
Limit Level ($\mu\text{g}/\text{m}^3$) - 500

Date	Sampling Time	Weather Condition	Filter paper no.	Filter Weight, g		Elapse Time, hr		Sampling Time, hr	Flow Rate, m^3/min			Total Volume, m^3	TSP Level, $\mu\text{g}/\text{m}^3$
				Initial	Final	Initial	Final		Initial, Q_{si}	Final, Q_{sf}	Average		
30-Sep-13	8:30	Cloudy	005360	2.8542	2.8617	18408.78	18409.78	1.00	1.31	1.31	1.31	79	95
30-Sep-13	9:41	Cloudy	005361	2.8382	2.8504	18409.78	18410.78	1.00	1.31	1.31	1.31	79	155
30-Sep-13	13:05	Cloudy	005359	2.8551	2.8622	18410.78	18411.78	1.00	1.31	1.31	1.31	79	90
5-Oct-13	13:09	Fine	005320	2.8519	2.8631	18435.77	18436.77	1.00	1.32	1.32	1.32	79	141
5-Oct-13	14:14	Fine	005408	2.8461	2.8631	18436.77	18437.77	1.00	1.32	1.32	1.32	79	214
5-Oct-13	15:19	Fine	005349	2.8519	2.8665	18437.77	18438.77	1.00	1.32	1.32	1.32	79	184
11-Oct-13	8:32	Fine	005350	2.8547	2.8641	18462.77	18463.77	1.00	1.33	1.33	1.33	80	118
11-Oct-13	9:41	Fine	005352	2.8437	2.8560	18463.77	18464.77	1.00	1.33	1.33	1.33	80	154
11-Oct-13	10:45	Fine	005410	2.8406	2.8518	18464.77	18465.77	1.00	1.33	1.33	1.33	80	141
17-Oct-13	9:20	Cloudy	005887	2.6468	2.6686	18489.77	18490.77	1.00	1.29	1.29	1.29	78	281
17-Oct-13	10:25	Cloudy	005880	2.6588	2.6826	18490.77	18491.77	1.00	1.29	1.29	1.29	78	307
17-Oct-13	13:25	Cloudy	005881	2.6834	2.7019	18491.77	18492.77	1.00	1.31	1.31	1.31	79	235
23-Oct-13	8:21	Fine	007430	2.6421	2.6578	18516.77	18517.77	1.00	1.39	1.39	1.39	84	188
23-Oct-13	9:30	Fine	007465	2.6385	2.6542	18517.77	18518.77	1.00	1.31	1.31	1.31	79	199
23-Oct-13	10:35	Fine	007443	2.6593	2.6664	18518.77	18519.77	1.00	1.31	1.31	1.31	79	90



Location: MA1e - International Finance Centre (Eastern Wing)

Report on 24-hour TSP monitoring
Action Level ($\mu\text{g}/\text{m}^3$) - 173.4
Limit Level ($\mu\text{g}/\text{m}^3$) - 260

Date	Sampling Time	Weather Condition	Filter paper no.	Filter Weight, g		Elapse Time, hr		Sampling Time, hr	Flow Rate, m^3/min			Total Volume, m^3	TSP Level, $\mu\text{g}/\text{m}^3$
				Initial	Final	Initial	Final		Initial, Q_{si}	Final, Q_{sf}	Average		
28-Sep-13	8:00	Rainy	007223	2.6729	2.8938	14111.52	14135.51	23.99	1.30	1.31	1.30	1878	118
4-Oct-13	8:00	Fine	005369	2.8367	3.0700	14138.52	14162.52	24.00	1.30	1.30	1.30	1876	124
10-Oct-13	8:00	Fine	006819	2.6081	2.7332	14165.52	14189.52	24.00	1.31	1.30	1.31	1879	67
16-Oct-13	8:00	Cloudy	006823	2.6608	2.8472	14239.96	14263.96	24.00	1.34	1.35	1.35	1937	96
22-Oct-13	8:00	Fine	005469	2.8135	3.0367	14219.52	14243.52	24.00	1.29	1.29	1.29	1859	120

Report on 1-hour TSP monitoring
Action Level ($\mu\text{g}/\text{m}^3$) - 325.1
Limit Level ($\mu\text{g}/\text{m}^3$) - 500

Date	Sampling Time	Weather Condition	Filter paper no.	Filter Weight, g		Elapse Time, hr		Sampling Time, hr	Flow Rate, m^3/min			Total Volume, m^3	TSP Level, $\mu\text{g}/\text{m}^3$
				Initial	Final	Initial	Final		Initial, Q_{si}	Final, Q_{sf}	Average		
30-Sep-13	8:20	Cloudy	006836	2.6328	2.6404	14135.51	14136.51	1.00	1.31	1.31	1.31	78	97
30-Sep-13	9:28	Cloudy	005316	2.8469	2.8506	14136.51	14137.51	1.00	1.31	1.31	1.31	78	47
30-Sep-13	10:31	Cloudy	005318	2.8367	2.8448	14137.51	14138.51	1.00	1.31	1.31	1.31	78	103
5-Oct-13	8:40	Fine	006814	2.6290	2.6412	14162.52	14163.52	1.00	1.34	1.30	1.32	79	154
5-Oct-13	9:43	Fine	006816	2.6395	2.6498	14163.52	14164.52	1.00	1.34	1.30	1.32	79	130
5-Oct-13	10:48	Fine	006817	2.6291	2.6394	14164.52	14165.52	1.00	1.30	1.30	1.30	78	132
11-Oct-13	8:35	Fine	005332	2.8262	2.8346	14189.52	14190.52	1.00	1.30	1.30	1.30	78	107
11-Oct-13	9:45	Fine	005330	2.8274	2.8349	14190.52	14191.52	1.00	1.30	1.30	1.30	78	96
11-Oct-13	10:50	Fine	006821	2.6430	2.6513	14191.52	14192.52	1.00	1.30	1.30	1.30	78	106
17-Oct-13	8:20	Cloudy	005473	2.8226	2.8345	14263.96	14264.96	1.00	1.35	1.35	1.35	81	147
17-Oct-13	9:23	Cloudy	005466	2.8126	2.8183	14264.96	14265.96	1.00	1.35	1.35	1.35	81	71
17-Oct-13	10:38	Cloudy	005465	2.8354	2.8397	14265.96	14266.96	1.00	1.35	1.35	1.35	81	53
23-Oct-13	8:35	Fine	006830	2.6698	2.6852	14243.52	14244.52	1.00	1.31	1.31	1.31	79	196
23-Oct-13	9:45	Fine	006826	2.6552	2.6693	14244.52	14245.52	1.00	1.31	1.31	1.31	79	180
23-Oct-13	10:55	Fine	006827	2.6379	2.6531	14245.52	14246.52	1.00	1.31	1.31	1.31	79	194



Location: MA1w - International Finance Centre (Western Wing)

Report on 24-hour TSP monitoring

Action Level ($\mu\text{g}/\text{m}^3$) - 173.4
 Limit Level ($\mu\text{g}/\text{m}^3$) - 260

Date	Sampling Time	Weather Condition	Filter paper no.	Filter Weight, g		Elapse Time, hr		Sampling Time, hr	Flow Rate, m^3/min			Total Volume, m^3	TSP Level, $\mu\text{g}/\text{m}^3$
				Initial	Final	Initial	Final		Initial, Q_{si}	Final, Q_{sf}	Average		
28-Sep-13	8:00	Rainy	007224	2.6857	2.8003	14158.96	14182.96	24.00	1.33	1.33	1.33	1916	60
4-Oct-13	8:00	Fine	005370	2.8406	3.1124	14185.96	14209.96	24.00	1.33	1.33	1.33	1912	142
10-Oct-13	8:00	Fine	006820	2.6290	2.7842	14212.96	14236.96	24.00	1.33	1.33	1.33	1916	81
16-Oct-13	8:00	Cloudy	006824	2.6691	2.9147	14192.52	14216.52	24.00	1.30	1.30	1.30	1867	132
22-Oct-13	8:00	Fine	005470	2.8647	3.0509	14266.96	14290.96	24.00	1.34	1.33	1.34	1923	97

Report on 1-hour TSP monitoring

Action Level ($\mu\text{g}/\text{m}^3$) - 325.1
 Limit Level ($\mu\text{g}/\text{m}^3$) - 500

Date	Sampling Time	Weather Condition	Filter paper no.	Filter Weight, g		Elapse Time, hr		Sampling Time, hr	Flow Rate, m^3/min			Total Volume, m^3	TSP Level, $\mu\text{g}/\text{m}^3$
				Initial	Final	Initial	Final		Initial, Q_{si}	Final, Q_{sf}	Average		
30-Sep-13	8:35	Cloudy	005315	2.8405	2.8468	14182.96	14183.96	1.00	1.33	1.33	1.33	80	79
30-Sep-13	9:38	Cloudy	005317	2.8406	2.8479	14183.96	14184.96	1.00	1.33	1.33	1.33	80	91
30-Sep-13	10:40	Cloudy	005319	2.8645	2.8750	14184.96	14185.96	1.00	1.33	1.33	1.33	80	131
5-Oct-13	8:31	Fine	006815	2.6167	2.6270	14209.96	14210.96	1.00	1.31	1.31	1.31	78	131
5-Oct-13	9:51	Fine	005328	2.8328	2.8448	14210.96	14211.96	1.00	1.31	1.31	1.31	78	153
5-Oct-13	10:55	Fine	006818	2.6287	2.6416	14211.96	14212.96	1.00	1.31	1.31	1.31	78	164
11-Oct-13	8:45	Fine	005329	2.8236	2.8325	14236.96	14237.96	1.00	1.33	1.33	1.33	80	112
11-Oct-13	9:52	Fine	005331	2.8193	2.8299	14237.96	14238.96	1.00	1.33	1.33	1.33	80	133
11-Oct-13	10:58	Fine	006822	2.6192	2.6301	14238.96	14239.96	1.00	1.33	1.33	1.33	80	137
17-Oct-13	8:35	Cloudy	005478	2.8015	2.8179	14216.52	14217.52	1.00	1.30	1.30	1.30	78	211
17-Oct-13	9:40	Cloudy	005463	2.8364	2.8493	14217.52	14218.52	1.00	1.18	1.18	1.18	71	182
17-Oct-13	10:45	Cloudy	005467	2.8095	2.8231	14218.52	14219.52	1.00	1.30	1.30	1.30	78	175
23-Oct-13	8:10	Fine	006825	2.6535	2.6702	14290.96	14291.96	1.00	1.33	1.33	1.33	80	209
23-Oct-13	9:14	Fine	005472	2.8247	2.8412	14291.96	14292.96	1.00	1.33	1.33	1.33	80	206
23-Oct-13	10:20	Fine	006828	2.6366	2.6513	14292.96	14293.96	1.00	1.33	1.33	1.33	80	184



Location: CMA1b - Oil Street Site Office

Report on 24-hour TSP monitoring

Action Level ($\mu\text{g}/\text{m}^3$) - 176.7

Limit Level ($\mu\text{g}/\text{m}^3$) - 260

Date	Sampling Time	Weather Condition	Filter paper no.	Filter Weight, g		Elapse Time, hr		Sampling Time, hr	Flow Rate, m^3/min			Total Volume, m^3	TSP Level, $\mu\text{g}/\text{m}^3$
				Initial	Final	Initial	Final		Initial, Q_{si}	Final, Q_{sf}	Average		
28-Oct-13	8:00	Fine	007212	2.6220	2.8860	3624.04	3648.04	24.00	1.36	1.36	1.36	1961	135
2-Nov-13	8:00	Fine	007477	2.6537	2.9090	3651.04	3675.04	24.00	1.35	1.36	1.36	1951	131
8-Nov-13	8:00	Cloudy	005867	2.6521	2.9462	3678.04	3702.04	24.00	1.33	1.33	1.33	1920	153
14-Nov-13	8:00	Cloudy	007641	2.6336	2.7634	3705.05	3729.05	24.00	1.34	1.34	1.34	1928	67
20-Nov-13	8:00	Cloudy	006021	2.6238	2.9644	3732.05	3756.05	24.00	1.38	1.38	1.38	1989	171
26-Nov-13	8:00	Cloudy	006233	2.6529	2.8921	3759.05	3783.05	24.00	1.38	1.38	1.38	1989	120

Report on 1-hour TSP monitoring

Action Level ($\mu\text{g}/\text{m}^3$) - 320.1

Limit Level ($\mu\text{g}/\text{m}^3$) - 500

Date	Sampling Time	Weather Condition	Filter paper no.	Filter Weight, g		Elapse Time, hr		Sampling Time, hr	Flow Rate, m^3/min			Total Volume, m^3	TSP Level, $\mu\text{g}/\text{m}^3$
				Initial	Final	Initial	Final		Initial, Q_{si}	Final, Q_{sf}	Average		
29-Oct-13	8:35	Fine	007482	2.6558	2.6746	3648.04	3649.04	1.00	1.32	1.32	1.32	79	238
29-Oct-13	9:40	Fine	007478	2.6672	2.6793	3649.04	3650.04	1.00	1.32	1.32	1.32	79	153
29-Oct-13	10:45	Fine	007480	2.6464	2.6538	3650.04	3651.04	1.00	1.32	1.32	1.32	79	94
4-Nov-13	8:15	Rainy	005875	2.6643	2.6836	3675.04	3676.04	1.00	1.34	1.34	1.34	80	240
4-Nov-13	9:25	Rainy	005874	2.6457	2.6617	3676.04	3677.04	1.00	1.32	1.32	1.32	79	202
4-Nov-13	10:35	Rainy	005873	2.6648	2.6802	3677.04	3678.04	1.00	1.32	1.32	1.32	79	194
9-Nov-13	8:05	Cloudy	007635	2.6275	2.6410	3702.04	3703.04	1.00	1.31	1.31	1.31	79	172
9-Nov-13	9:08	Cloudy	007637	2.6577	2.6687	3703.04	3704.04	1.00	1.31	1.31	1.31	79	140
9-Nov-13	10:11	Cloudy	007639	2.6324	2.6425	3704.04	3705.04	1.00	1.31	1.31	1.31	79	128
15-Nov-13	8:48	Fine	006050	2.6520	2.6703	3729.05	3730.05	1.00	1.32	1.32	1.32	79	232
15-Nov-13	10:38	Fine	005791	2.8630	2.8768	3730.05	3731.05	1.00	1.32	1.32	1.32	79	175
15-Nov-13	13:00	Fine	005793	2.8391	2.8503	3731.05	3732.05	1.00	1.32	1.32	1.32	79	142
21-Nov-13	8:45	Cloudy	006466	2.7228	2.7421	3756.05	3757.05	1.00	1.36	1.36	1.36	82	236
21-Nov-13	9:50	Cloudy	006465	2.7747	2.7941	3757.05	3758.05	1.00	1.36	1.36	1.36	82	237
21-Nov-13	10:55	Cloudy	006464	2.7504	2.7683	3758.05	3759.05	1.00	1.36	1.36	1.36	82	219
27-Nov-13	8:40	Cloudy	006455	2.7314	2.7573	3783.05	3784.05	1.00	1.36	1.36	1.36	82	317
27-Nov-13	9:45	Cloudy	006454	2.7113	2.7294	3784.05	3785.05	1.00	1.36	1.36	1.36	82	221
27-Nov-13	10:50	Cloudy	006453	2.7100	2.7262	3785.05	3786.05	1.00	1.36	1.36	1.36	82	198

Location: CMA2a - Causeway Bay Community Centre

Report on 24-hour TSP monitoring
Action Level ($\mu\text{g}/\text{m}^3$) - 169.5
Limit Level ($\mu\text{g}/\text{m}^3$) - 260

Date	Sampling Time	Weather Condition	Filter paper no.	Filter Weight, g		Elapse Time, hr		Sampling Time, hr	Flow Rate, m^3/min			Total Volume, m^3	TSP Level, $\mu\text{g}/\text{m}^3$
				Initial	Final	Initial	Final		Initial, Q_{si}	Final, Q_{sf}	Average		
28-Oct-13	8:00	Fine	005384	2.8135	3.0633	13335.50	13359.50	24.00	1.34	1.42	1.38	1983	126
2-Nov-13	8:00	Fine	007476	2.6578	2.7907	13362.50	13386.50	24.00	1.37	1.37	1.37	1974	67
8-Nov-13	8:00	Cloudy	005869	2.6678	2.8605	13389.50	13413.50	24.00	1.33	1.41	1.37	1973	98
14-Nov-13	8:00	Cloudy	007642	2.6484	2.8108	13416.51	13440.51	24.00	1.42	1.42	1.42	2040	80
20-Nov-13	8:00	Cloudy	005794	2.8437	3.1311	13443.51	13467.51	24.00	1.42	1.42	1.42	2047	140
26-Nov-13	8:00	Cloudy	005787	2.8711	3.1742	13470.52	13494.52	24.00	1.42	1.42	1.42	2047	148

Report on 1-hour TSP monitoring
Action Level ($\mu\text{g}/\text{m}^3$) - 323.4
Limit Level ($\mu\text{g}/\text{m}^3$) - 500

Date	Sampling Time	Weather Condition	Filter paper no.	Filter Weight, g		Elapse Time, hr		Sampling Time, hr	Flow Rate, m^3/min			Total Volume, m^3	TSP Level, $\mu\text{g}/\text{m}^3$
				Initial	Final	Initial	Final		Initial, Q_{si}	Final, Q_{sf}	Average		
29-Oct-13	8:25	Fine	007486	2.6387	2.6567	13359.50	13360.50	1.00	1.42	1.42	1.42	85	212
29-Oct-13	9:30	Fine	007484	2.6594	2.6731	13360.50	13361.50	1.00	1.40	1.40	1.40	84	163
29-Oct-13	10:35	Fine	007483	2.6491	2.6658	13361.50	13362.50	1.00	1.42	1.42	1.42	85	196
4-Nov-13	8:25	Rainy	005872	2.6450	2.6656	13386.50	13387.50	1.00	1.42	1.42	1.42	85	242
4-Nov-13	9:35	Rainy	005871	2.6545	2.6730	13387.50	13388.50	1.00	1.40	1.40	1.40	84	221
4-Nov-13	10:45	Rainy	005870	2.6746	2.6895	13388.50	13389.50	1.00	1.42	1.42	1.42	85	175
9-Nov-13	8:10	Cloudy	007636	2.6454	2.6560	13413.50	13414.50	1.00	1.37	1.37	1.37	82	129
9-Nov-13	9:14	Cloudy	007638	2.6345	2.6430	13414.50	13415.50	1.00	1.33	1.33	1.33	80	107
9-Nov-13	10:18	Cloudy	007640	2.6314	2.6411	13415.50	13416.50	1.00	1.37	1.37	1.37	82	118
15-Nov-13	8:40	Fine	005789	2.8468	2.8612	13440.51	13441.51	1.00	1.37	1.37	1.37	82	175
15-Nov-13	10:26	Fine	005790	2.8513	2.8663	13441.51	13442.51	1.00	1.33	1.33	1.33	80	188
15-Nov-13	13:00	Fine	005792	2.8544	2.8673	13442.51	13443.51	1.00	1.37	1.37	1.37	82	156
21-Nov-13	8:35	Cloudy	006461	2.7360	2.7502	13467.52	13468.52	1.00	1.38	1.38	1.38	83	171
21-Nov-13	9:40	Cloudy	006463	2.7592	2.7735	13468.52	13469.52	1.00	1.38	1.38	1.38	83	172
21-Nov-13	10:45	Cloudy	006462	2.7661	2.7799	13469.52	13470.52	1.00	1.38	1.38	1.38	83	166
27-Nov-13	8:25	Cloudy	006452	2.6822	2.7011	13494.52	13495.52	1.00	1.38	1.38	1.38	83	228
27-Nov-13	9:53	Cloudy	006451	2.7373	2.7492	13495.52	13496.52	1.00	1.38	1.38	1.38	83	143
27-Nov-13	10:58	Cloudy	006450	2.7180	2.7292	13496.52	13497.52	1.00	1.38	1.38	1.38	83	135



Location: CMA3a - CWB PRE Site Office Area

Report on 24-hour TSP monitoring
 Action Level ($\mu\text{g}/\text{m}^3$) - 171
 Limit Level ($\mu\text{g}/\text{m}^3$) - 260

Date	Sampling Time	Weather Condition	Filter paper no.	Filter Weight, g		Elapse Time, hr		Sampling Time, hr	Flow Rate, m^3/min			Total Volume, m^3	TSP Level, $\mu\text{g}/\text{m}^3$
				Initial	Final	Initial	Final		Initial, Q_{si}	Final, Q_{sf}	Average		
28-Oct-13	8:00	Fine	005902	2.6358	2.8926	736.89	760.89	24.00	1.39	1.39	1.39	2001	128
2-Nov-13	8:00	Fine	007624	2.6453	2.8519	763.89	787.89	24.00	1.37	1.37	1.37	1968	105
8-Nov-13	8:00	Cloudy	005818	2.6562	2.9037	790.89	814.89	24.00	1.38	1.38	1.38	1993	124
14-Nov-13	8:00	Cloudy	006290	2.6404	2.7837	817.89	841.90	24.01	1.37	1.37	1.37	1974	73
20-Nov-13	8:00	Cloudy	005795	2.8507	3.1646	844.90	868.90	24.00	1.34	1.34	1.34	1930	163
26-Nov-13	8:00	Cloudy	005490	2.8048	3.1049	871.90	895.90	24.00	1.34	1.34	1.34	1930	156

Report on 1-hour TSP monitoring
 Action Level ($\mu\text{g}/\text{m}^3$) - 311.3
 Limit Level ($\mu\text{g}/\text{m}^3$) - 500

Date	Sampling Time	Weather Condition	Filter paper no.	Filter Weight, g		Elapse Time, hr		Sampling Time, hr	Flow Rate, m^3/min			Total Volume, m^3	TSP Level, $\mu\text{g}/\text{m}^3$
				Initial	Final	Initial	Final		Initial, Q_{si}	Final, Q_{sf}	Average		
29-Oct-13	10:30	Fine	004874	2.7429	2.7613	760.89	761.89	1.00	1.37	1.37	1.37	82	224
29-Oct-13	13:00	Fine	006678	2.6563	2.6701	761.89	762.89	1.00	1.39	1.39	1.39	83	166
29-Oct-13	14:30	Fine	005495	2.8236	2.8395	762.89	763.89	1.00	1.41	1.41	1.41	84	188
4-Nov-13	14:20	Rainy	005823	2.6441	2.6653	787.89	788.89	1.00	1.37	1.37	1.37	82	257
4-Nov-13	15:40	Rainy	005821	2.6415	2.6587	788.89	789.89	1.00	1.37	1.37	1.37	82	209
4-Nov-13	16:50	Rainy	005822	2.6544	2.6724	789.89	790.89	1.00	1.37	1.37	1.37	82	219
9-Nov-13	8:15	Cloudy	006294	2.6008	2.6109	814.89	815.89	1.00	1.37	1.37	1.37	82	123
9-Nov-13	9:20	Cloudy	006297	2.6256	2.6410	815.89	816.89	1.00	1.37	1.37	1.37	82	188
9-Nov-13	10:25	Cloudy	006295	2.6314	2.6459	816.89	817.89	1.00	1.37	1.37	1.37	82	177
15-Nov-13	8:05	Fine	005848	2.6272	2.6386	841.90	842.90	1.00	1.37	1.37	1.37	82	139
15-Nov-13	9:10	Fine	005855	2.6129	2.6252	842.90	843.90	1.00	1.37	1.37	1.37	82	150
15-Nov-13	10:15	Fine	005858	2.6438	2.6579	843.90	844.90	1.00	1.37	1.37	1.37	82	172
21-Nov-13	10:50	Cloudy	005929	2.6270	2.6479	868.90	869.90	1.00	1.38	1.38	1.38	83	253
21-Nov-13	13:00	Cloudy	005931	2.6424	2.6601	869.90	870.90	1.00	1.38	1.38	1.38	83	215
21-Nov-13	14:15	Cloudy	005489	2.8088	2.8246	870.90	871.90	1.00	1.34	1.34	1.34	80	197
27-Nov-13	10:40	Cloudy	006237	2.6500	2.6630	895.90	896.90	1.00	1.38	1.38	1.38	83	157
27-Nov-13	14:04	Cloudy	005989	2.6368	2.6620	896.90	897.90	1.00	1.38	1.38	1.38	83	305
27-Nov-13	15:08	Cloudy	005986	2.6247	2.6466	897.90	898.90	1.00	1.34	1.34	1.34	80	272



Location: CMA4a - SPCA

Report on 24-hour TSP monitoring
Action Level ($\mu\text{g}/\text{m}^3$) - 171.2
Limit Level ($\mu\text{g}/\text{m}^3$) - 260

Date	Sampling Time	Weather Condition	Filter paper no.	Filter Weight, g		Elapse Time, hr		Sampling Time, hr	Flow Rate, m^3/min			Total Volume, m^3	TSP Level, $\mu\text{g}/\text{m}^3$
				Initial	Final	Initial	Final		Initial, Q_{si}	Final, Q_{sf}	Average		
28-Oct-13	8:00	Fine	005898	2.6500	2.8364	17533.23	17557.23	24.00	1.31	1.31	1.31	1888	99
2-Nov-13	8:00	Fine	007625	2.6190	2.7636	17560.23	17584.23	24.00	1.31	1.31	1.31	1881	77
8-Nov-13	8:00	Cloudy	005817	2.6536	2.8692	17587.23	17611.23	24.00	1.31	1.30	1.31	1880	115
14-Nov-13	8:00	Cloudy	006292	2.6260	2.7108	17614.23	17638.23	24.00	1.24	1.23	1.23	1778	48
20-Nov-13	8:00	Cloudy	006022	2.6258	2.8874	17642.24	17666.24	24.00	1.35	1.35	1.35	1947	134
26-Nov-13	8:00	Cloudy	005491	2.8173	3.0281	17669.26	17693.26	24.00	1.28	1.28	1.28	1846	114

Report on 1-hour TSP monitoring
Action Level ($\mu\text{g}/\text{m}^3$) - 312.5
Limit Level ($\mu\text{g}/\text{m}^3$) - 500

Date	Sampling Time	Weather Condition	Filter paper no.	Filter Weight, g		Elapse Time, hr		Sampling Time, hr	Flow Rate, m^3/min			Total Volume, m^3	TSP Level, $\mu\text{g}/\text{m}^3$
				Initial	Final	Initial	Final		Initial, Q_{si}	Final, Q_{sf}	Average		
29-Oct-13	10:15	Fine	004875	2.7441	2.7566	17557.23	17558.23	1.00	1.27	1.27	1.27	76	164
29-Oct-13	13:00	Fine	004873	2.7231	2.7351	17558.23	17559.23	1.00	1.29	1.29	1.29	78	155
29-Oct-13	15:00	Fine	005494	2.8213	2.8321	17559.23	17560.23	1.00	1.27	1.27	1.27	76	141
4-Nov-13	14:10	Rainy	005866	2.6620	2.6768	17584.23	17585.23	1.00	1.27	1.27	1.27	76	194
4-Nov-13	15:20	Rainy	005819	2.6492	2.6597	17585.23	17586.23	1.00	1.27	1.27	1.27	76	137
4-Nov-13	16:30	Rainy	005820	2.6627	2.6745	17586.23	17587.23	1.00	1.27	1.27	1.27	76	154
9-Nov-13	8:05	Cloudy	005400	2.8455	2.8594	17611.23	17612.23	1.00	1.23	1.23	1.23	74	188
9-Nov-13	9:10	Cloudy	006293	2.6223	2.6325	17612.23	17613.23	1.00	1.23	1.23	1.23	74	138
9-Nov-13	10:15	Cloudy	006296	2.6208	2.6303	17613.23	17614.23	1.00	1.23	1.23	1.23	74	129
15-Nov-13	8:15	Fine	005850	2.6012	2.6126	17638.23	17639.23	1.00	1.31	1.31	1.31	79	145
15-Nov-13	9:20	Fine	005856	2.6147	2.6264	17639.23	17640.23	1.00	1.31	1.31	1.31	79	149
15-Nov-13	10:25	Fine	005859	2.6150	2.6295	17641.23	17642.23	1.00	1.31	1.31	1.31	79	185
21-Nov-13	11:00	Cloudy	005928	2.6490	2.6620	17666.24	17667.24	1.00	1.32	1.32	1.32	79	165
21-Nov-13	13:00	Cloudy	005930	2.6298	2.6455	17667.24	17668.24	1.00	1.32	1.32	1.32	79	199
21-Nov-13	14:05	Cloudy	005488	2.7902	2.8036	17668.24	17669.24	1.00	1.32	1.32	1.32	79	170
27-Nov-13	9:51	Cloudy	006236	2.6496	2.6603	17693.26	17694.26	1.00	1.35	1.35	1.35	81	132
27-Nov-13	13:44	Cloudy	005987	2.6507	2.6713	17694.26	17695.26	1.00	1.35	1.35	1.35	81	254
27-Nov-13	14:55	Cloudy	005992	2.6040	2.6189	17695.26	17696.26	1.00	1.32	1.32	1.32	79	189



Location: CMA5a - Children Garden opposite to Pedestrian Plaza

Report on 24-hour TSP monitoring

Action Level ($\mu\text{g}/\text{m}^3$) - 181
Limit Level ($\mu\text{g}/\text{m}^3$) - 260

Date	Sampling Time	Weather Condition	Filter paper no.	Filter Weight, g		Elapse Time, hr		Sampling Time, hr	Flow Rate, m^3/min			Total Volume, m^3	TSP Level, $\mu\text{g}/\text{m}^3$
				Initial	Final	Initial	Final		Initial, Q_{si}	Final, Q_{sf}	Average		
28-Oct-13	8:00	Fine	007441	2.6665	2.8595	18519.77	18543.77	24.00	1.32	1.31	1.32	1894	102
2-Nov-13	8:00	Fine	007214	2.6959	2.8769	18546.78	18570.78	24.00	1.31	1.31	1.31	1885	96
8-Nov-13	8:00	Cloudy	005809	2.7777	2.9580	18573.78	18597.78	24.00	1.23	1.23	1.23	1766	102
15-Nov-13	13:00	Fine	006277	2.6109	2.7415	18625.17	18649.17	24.00	1.27	1.27	1.27	1832	71
20-Nov-13	8:00	Cloudy	005828	2.6433	2.8938	18649.17	18673.17	24.00	1.36	1.36	1.36	1957	128
26-Nov-13	8:00	Cloudy	006426	2.6472	2.9018	18676.17	18700.17	24.00	1.36	1.37	1.36	1963	130

*Due to electricity interruption, the 24hr TSP monitoring on 14 Nov 2013 was rescheduled to 15 Nov 2013.

Report on 1-hour TSP monitoring

Action Level ($\mu\text{g}/\text{m}^3$) - 332
Limit Level ($\mu\text{g}/\text{m}^3$) - 500

Date	Sampling Time	Weather Condition	Filter paper no.	Filter Weight, g		Elapse Time, hr		Sampling Time, hr	Flow Rate, m^3/min			Total Volume, m^3	TSP Level, $\mu\text{g}/\text{m}^3$
				Initial	Final	Initial	Final		Initial, Q_{si}	Final, Q_{sf}	Average		
29-Oct-13	9:45	Fine	005394	2.8411	2.8562	18543.77	18544.77	1.00	1.27	1.27	1.27	76	198
29-Oct-13	10:50	Fine	005429	2.8080	2.8168	18544.77	18545.77	1.00	1.31	1.31	1.31	79	112
29-Oct-13	13:55	Fine	006534	2.6533	2.6643	18545.77	18546.77	1.00	1.27	1.27	1.27	76	144
4-Nov-13	8:20	Rainy	007434	2.6667	2.6708	18570.78	18571.78	1.00	1.23	1.23	1.23	74	55
4-Nov-13	9:25	Rainy	005810	2.7866	2.8021	18571.78	18572.78	1.00	1.19	1.19	1.19	71	217
4-Nov-13	10:40	Rainy	005811	2.7712	2.7844	18572.78	18573.78	1.00	1.23	1.23	1.23	74	178
9-Nov-13	8:51	Cloudy	006258	2.6347	2.6453	18597.78	18598.78	1.00	1.27	1.27	1.27	76	139
9-Nov-13	9:54	Cloudy	006261	2.6255	2.6334	18598.78	18599.78	1.00	1.23	1.23	1.23	74	107
9-Nov-13	10:58	Cloudy	006264	2.6222	2.6318	18599.78	18600.78	1.00	1.23	1.23	1.23	74	131
15-Nov-13	8:25	Fine	005824	2.6466	2.6582	18622.17	18623.17	1.00	1.27	1.27	1.27	76	152
15-Nov-13	9:30	Fine	006280	2.6168	2.6244	18623.17	18624.17	1.00	1.31	1.31	1.31	79	96
15-Nov-13	10:40	Fine	006278	2.6287	2.6374	18624.17	18625.17	1.00	1.31	1.31	1.31	79	110
21-Nov-13	9:11	Cloudy	006253	2.6310	2.6409	18673.17	18674.17	1.00	1.32	1.32	1.32	79	125
21-Nov-13	11:00	Cloudy	006255	2.6332	2.6440	18674.17	18675.17	1.00	1.36	1.36	1.36	81	133
21-Nov-13	13:38	Cloudy	006256	2.6159	2.6264	18675.17	18676.17	1.00	1.36	1.36	1.36	81	129
27-Nov-13	8:30	Cloudy	007628	2.6317	2.6428	18700.17	18701.17	1.00	1.36	1.36	1.36	82	136
27-Nov-13	9:35	Cloudy	007629	2.6266	2.6371	18701.17	18702.17	1.00	1.36	1.36	1.36	82	129
27-Nov-13	10:40	Cloudy	007631	2.6218	2.6336	18702.17	18703.17	1.00	1.36	1.36	1.36	82	145



Location: MA1e - International Finance Centre (Eastern Wing)

Report on 24-hour TSP monitoring
 Action Level ($\mu\text{g}/\text{m}^3$) - 173.4
 Limit Level ($\mu\text{g}/\text{m}^3$) - 260

Date	Sampling Time	Weather Condition	Filter paper no.	Filter Weight, g		Elapse Time, hr		Sampling Time, hr	Flow Rate, m^3/min			Total Volume, m^3	TSP Level, $\mu\text{g}/\text{m}^3$
				Initial	Final	Initial	Final		Initial, Q_{si}	Final, Q_{sf}	Average		
28-Oct-13	8:00	Fine	006829	2.6629	2.8261	14246.51	14270.51	24.00	1.31	1.31	1.31	1889	86
2-Nov-13	8:00	Fine	007623	2.6391	2.7701	14273.51	14297.51	24.00	1.27	1.27	1.27	1830	72
8-Nov-13	8:00	Cloudy	005842	2.6253	2.8244	14300.51	14324.51	24.00	1.31	1.31	1.31	1881	106
14-Nov-13	8:00	Cloudy	005808	2.7763	2.9123	14327.51	14351.51	24.00	1.31	1.31	1.31	1887	72
20-Nov-13	8:00	Cloudy	005833	2.6595	2.8859	14354.52	14378.52	24.00	1.39	1.38	1.39	1995	113
26-Nov-13	8:00	Cloudy	006026	2.6553	2.8746	14381.52	14405.52	24.00	1.37	1.37	1.37	1967	111

Report on 1-hour TSP monitoring
 Action Level ($\mu\text{g}/\text{m}^3$) - 325.1
 Limit Level ($\mu\text{g}/\text{m}^3$) - 500

Date	Sampling Time	Weather Condition	Filter paper no.	Filter Weight, g		Elapse Time, hr		Sampling Time, hr	Flow Rate, m^3/min			Total Volume, m^3	TSP Level, $\mu\text{g}/\text{m}^3$
				Initial	Final	Initial	Final		Initial, Q_{si}	Final, Q_{sf}	Average		
29-Oct-13	9:00	Fine	007442	2.6623	2.6652	14270.51	14271.51	1.00	1.31	1.31	1.31	79	37
29-Oct-13	10:20	Fine	007440	2.6528	2.6558	14271.51	14272.51	1.00	1.31	1.31	1.31	79	38
29-Oct-13	13:00	Fine	005397	2.8401	2.8512	14272.51	14273.51	1.00	1.31	1.31	1.31	79	141
4-Nov-13	8:27	Rainy	005847	2.6098	2.6199	14297.51	14298.51	1.00	1.31	1.31	1.31	79	128
4-Nov-13	9:33	Rainy	005845	2.6076	2.6155	14298.51	14299.51	1.00	1.31	1.31	1.31	79	100
4-Nov-13	10:36	Rainy	005543	2.6254	2.6376	14299.51	14300.51	1.00	1.31	1.31	1.31	79	155
9-Nov-13	8:50	Cloudy	005781	2.8484	2.8601	14324.51	14325.51	1.00	1.31	1.31	1.31	78	149
9-Nov-13	9:52	Cloudy	006274	2.6183	2.6276	14325.51	14326.51	1.00	1.34	1.34	1.34	80	116
9-Nov-13	10:55	Cloudy	005784	2.8620	2.8706	14326.51	14327.51	1.00	1.31	1.31	1.31	78	110
15-Nov-13	8:28	Fine	005832	2.6572	2.6667	14351.51	14352.51	1.00	1.31	1.31	1.31	79	121
15-Nov-13	9:42	Fine	005831	2.6606	2.6712	14352.51	14353.51	1.00	1.31	1.31	1.31	79	135
15-Nov-13	10:53	Fine	005830	2.6591	2.6726	14353.51	14354.51	1.00	1.31	1.31	1.31	79	172
21-Nov-13	8:40	Cloudy	006210	2.6693	2.6836	14378.52	14379.52	1.00	1.35	1.35	1.35	81	177
21-Nov-13	9:43	Cloudy	006208	2.6473	2.6628	14379.52	14380.52	1.00	1.35	1.35	1.35	81	192
21-Nov-13	10:45	Cloudy	006033	2.6600	2.6707	14380.52	14381.52	1.00	1.35	1.35	1.35	81	132
27-Nov-13	8:05	Cloudy	005927	2.6288	2.6449	14405.52	14406.52	1.00	1.31	1.31	1.31	79	205
27-Nov-13	9:10	Cloudy	006436	2.7386	2.7506	14406.52	14407.52	1.00	1.31	1.31	1.31	79	153
27-Nov-13	10:15	Cloudy	006434	2.7261	2.7366	14407.52	14408.52	1.00	1.31	1.31	1.31	79	134



Location: MA1w - International Finance Centre (Western Wing)

Report on 24-hour TSP monitoring

Action Level ($\mu\text{g}/\text{m}^3$) - 173.4
Limit Level ($\mu\text{g}/\text{m}^3$) - 260

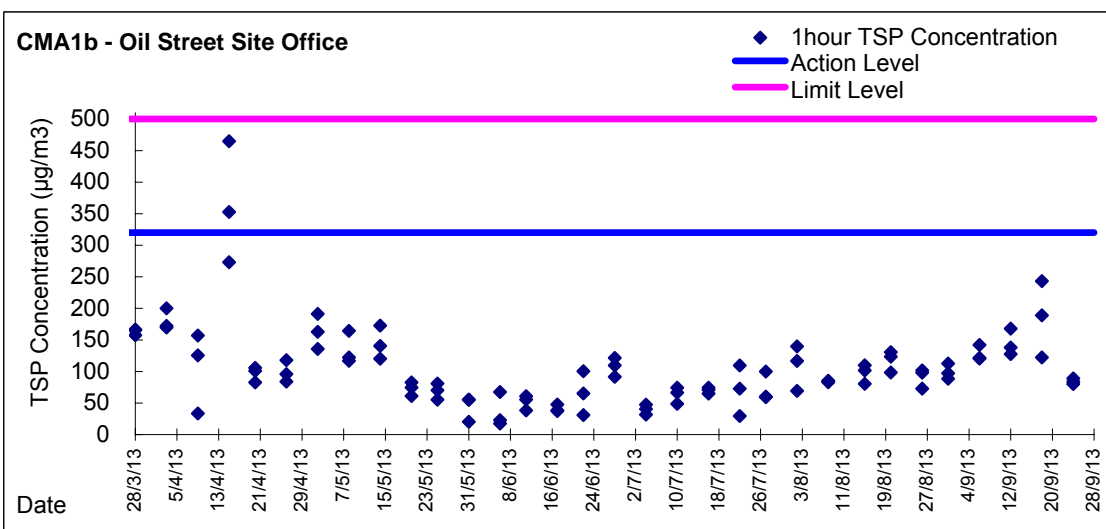
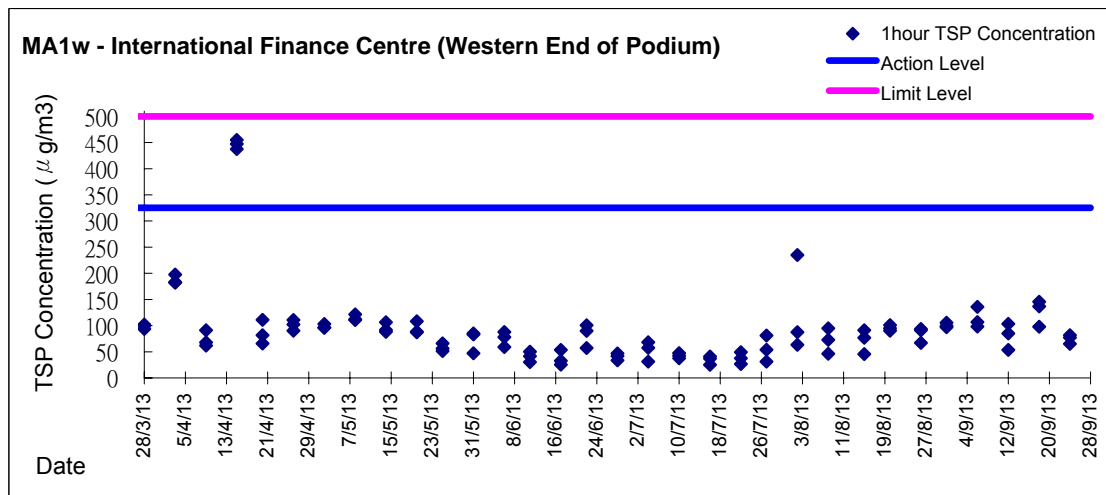
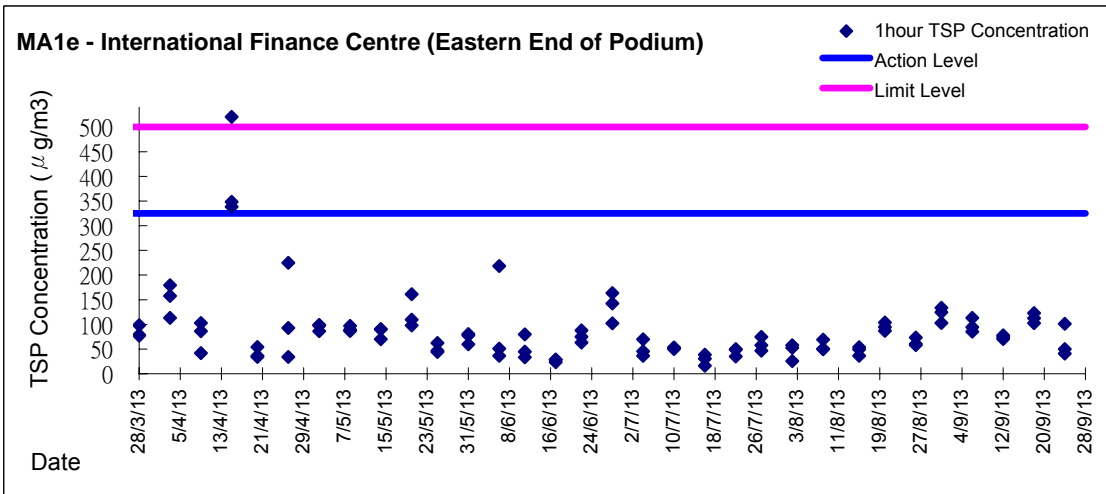
Date	Sampling Time	Weather Condition	Filter paper no.	Filter Weight, g		Elapse Time, hr		Sampling Time, hr	Flow Rate, m^3/min			Total Volume, m^3	TSP Level, $\mu\text{g}/\text{m}^3$
				Initial	Final	Initial	Final		Initial, Q_{si}	Final, Q_{sf}	Average		
28-Oct-13	8:00	Fine	007493	2.6428	2.8429	14293.95	14317.95	24.00	1.34	1.34	1.34	1927	104
2-Nov-13	8:00	Fine	007643	2.6458	2.7843	14320.95	14344.95	24.00	1.31	1.31	1.31	1891	73
8-Nov-13	8:00	Cloudy	005841	2.6497	2.8995	14347.95	14371.95	24.00	1.33	1.33	1.33	1918	130
14-Nov-13	8:00	Cloudy	005807	2.7803	2.9295	14374.95	14398.95	24.00	1.34	1.34	1.34	1925	78
20-Nov-13	8:00	Cloudy	006401	2.6689	2.8774	14377.95	14401.95	24.00	1.40	1.40	1.40	2014	104
26-Nov-13	8:00	Cloudy	006027	2.6350	2.9244	14428.97	14452.97	24.00	1.40	1.40	1.40	2013	144

Report on 1-hour TSP monitoring

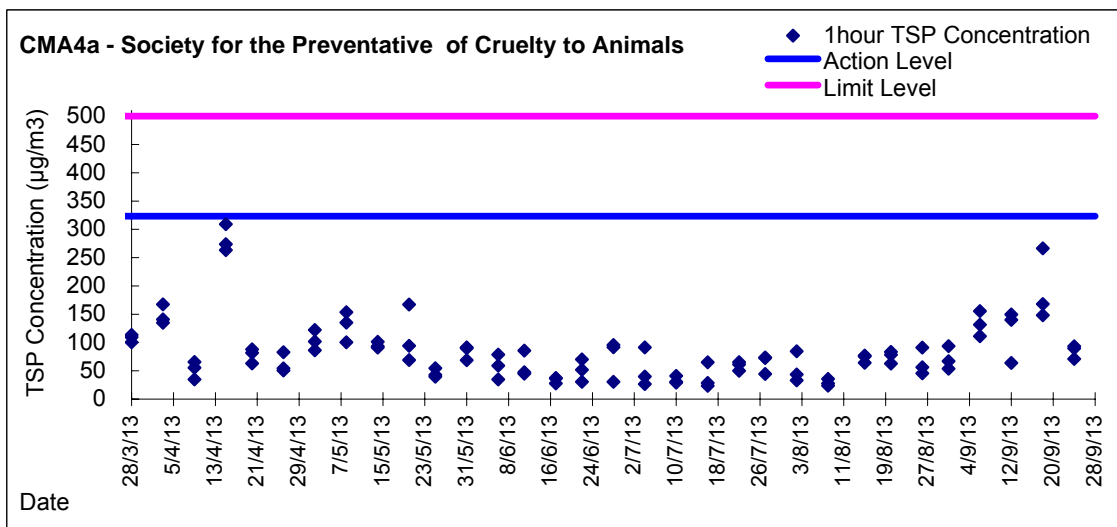
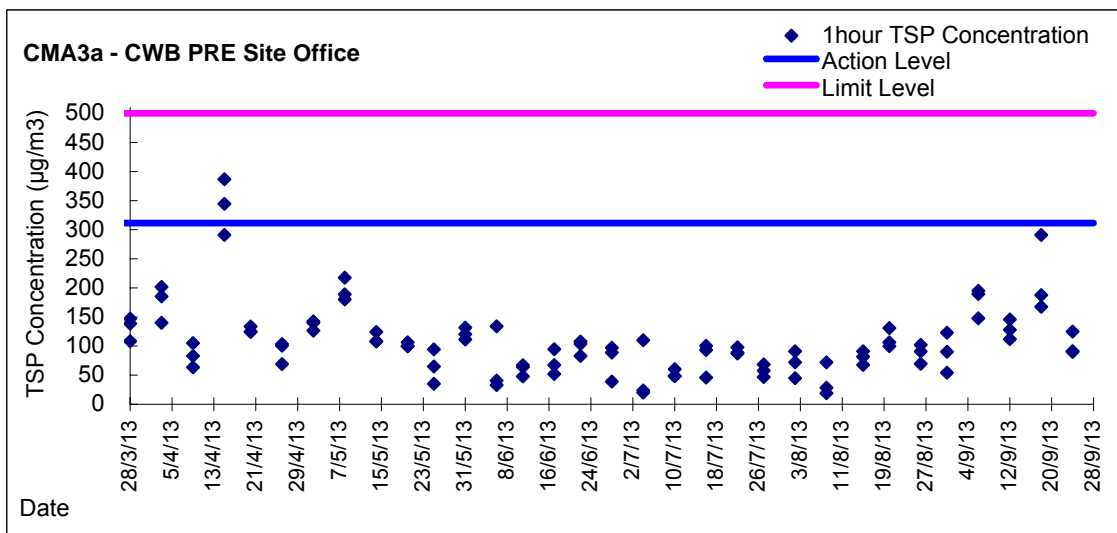
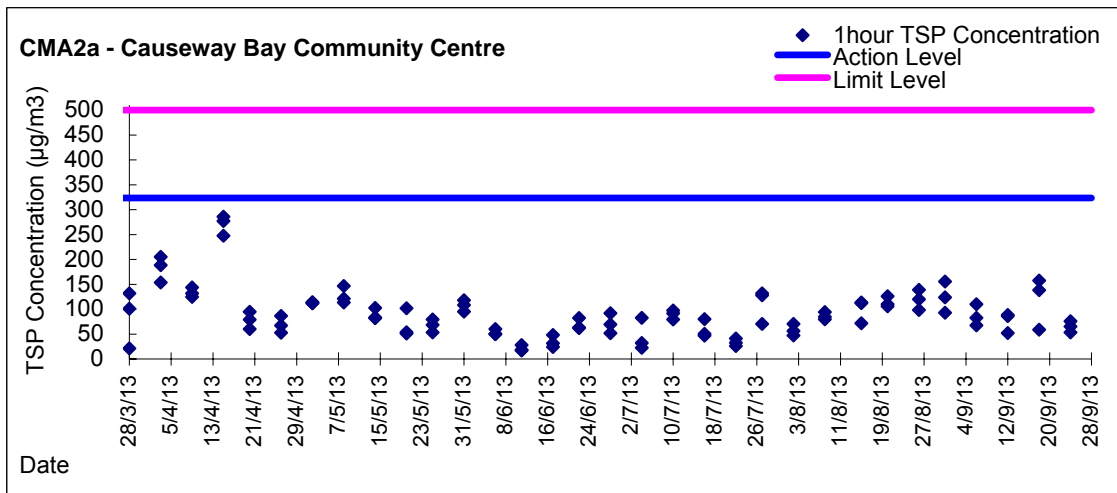
Action Level ($\mu\text{g}/\text{m}^3$) - 325.1
Limit Level ($\mu\text{g}/\text{m}^3$) - 500

Date	Sampling Time	Weather Condition	Filter paper no.	Filter Weight, g		Elapse Time, hr		Sampling Time, hr	Flow Rate, m^3/min			Total Volume, m^3	TSP Level, $\mu\text{g}/\text{m}^3$
				Initial	Final	Initial	Final		Initial, Q_{si}	Final, Q_{sf}	Average		
29-Oct-13	9:10	Fine	007439	2.6347	2.6405	14317.95	14318.95	1.00	1.34	1.34	1.34	80	72
29-Oct-13	10:15	Fine	007433	2.6570	2.6618	14318.95	14319.95	1.00	1.26	1.26	1.26	76	63
29-Oct-13	13:00	Fine	005385	2.8335	2.8441	14319.95	14320.95	1.00	1.34	1.34	1.34	80	132
4-Nov-13	8:35	Rainy	005846	2.6262	2.6379	14344.95	14345.95	1.00	1.34	1.34	1.34	80	146
4-Nov-13	9:40	Rainy	005844	2.6430	2.6510	14345.95	14346.95	1.00	1.34	1.34	1.34	80	100
4-Nov-13	10:43	Rainy	005829	2.6386	2.6475	14346.95	14347.95	1.00	1.34	1.34	1.34	80	111
9-Nov-13	8:42	Cloudy	005783	2.8554	2.8693	14371.95	14372.95	1.00	1.33	1.33	1.33	80	174
9-Nov-13	9:45	Cloudy	006273	2.6097	2.6220	14372.95	14373.95	1.00	1.33	1.33	1.33	80	154
9-Nov-13	10:52	Cloudy	005785	2.8651	2.8769	14373.95	14374.95	1.00	1.33	1.33	1.33	80	148
15-Nov-13	8:36	Fine	006232	2.6294	2.6364	14398.95	14399.95	1.00	1.34	1.34	1.34	80	87
15-Nov-13	9:47	Fine	006231	2.6413	2.6452	14399.95	14400.95	1.00	1.34	1.34	1.34	80	49
15-Nov-13	10:57	Fine	006230	2.6239	2.6291	14400.95	14401.95	1.00	1.34	1.34	1.34	80	65
21-Nov-13	8:50	Cloudy	005834	2.6492	2.6665	14401.95	14402.95	1.00	1.40	1.40	1.40	84	206
21-Nov-13	9:52	Cloudy	006207	2.6607	2.6770	14402.95	14403.95	1.00	1.40	1.40	1.40	84	194
21-Nov-13	10:55	Cloudy	006032	2.6176	2.6299	14403.95	14404.95	1.00	1.40	1.40	1.40	84	147
27-Nov-13	8:10	Cloudy	006437	2.7984	2.8130	14452.97	14453.97	1.00	1.40	1.40	1.40	84	174
27-Nov-13	9:15	Cloudy	006435	2.7349	2.7480	14453.97	14454.97	1.00	1.40	1.40	1.40	84	156
27-Nov-13	10:20	Cloudy	006433	2.7716	2.7839	14454.97	14455.97	1.00	1.40	1.40	1.40	84	147

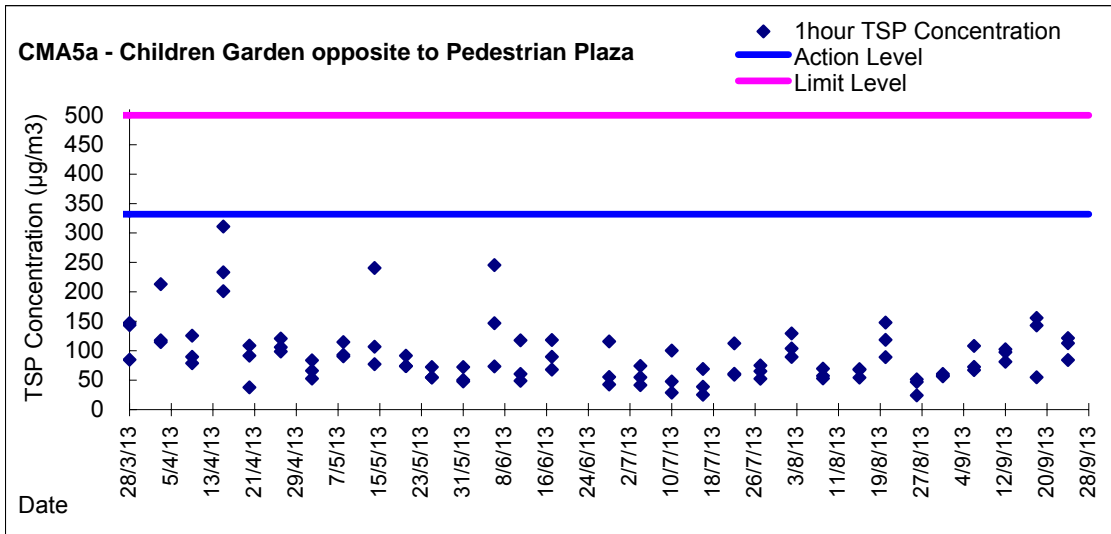
Graphic Presentation of 1 hour TSP Result



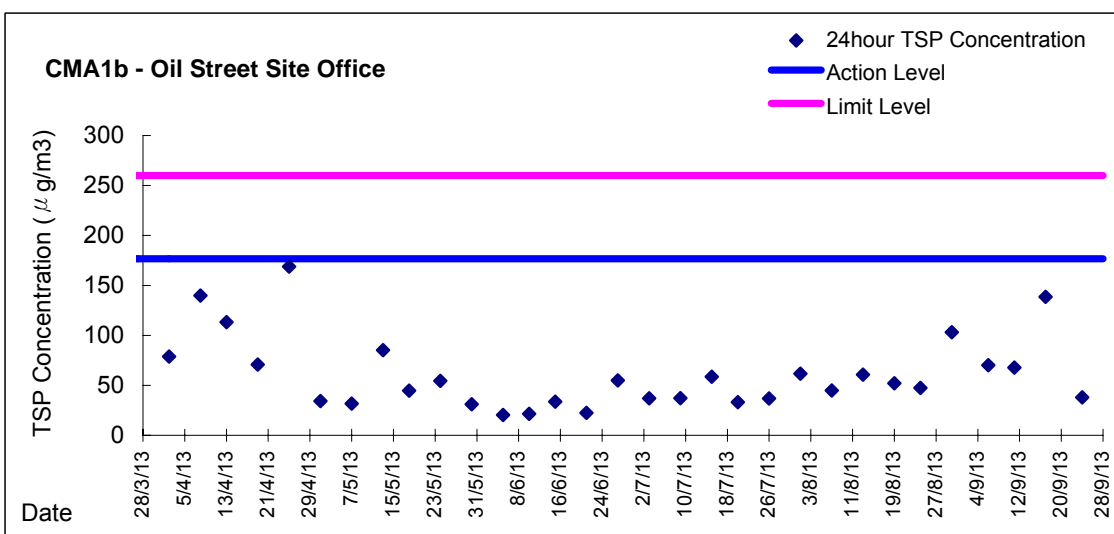
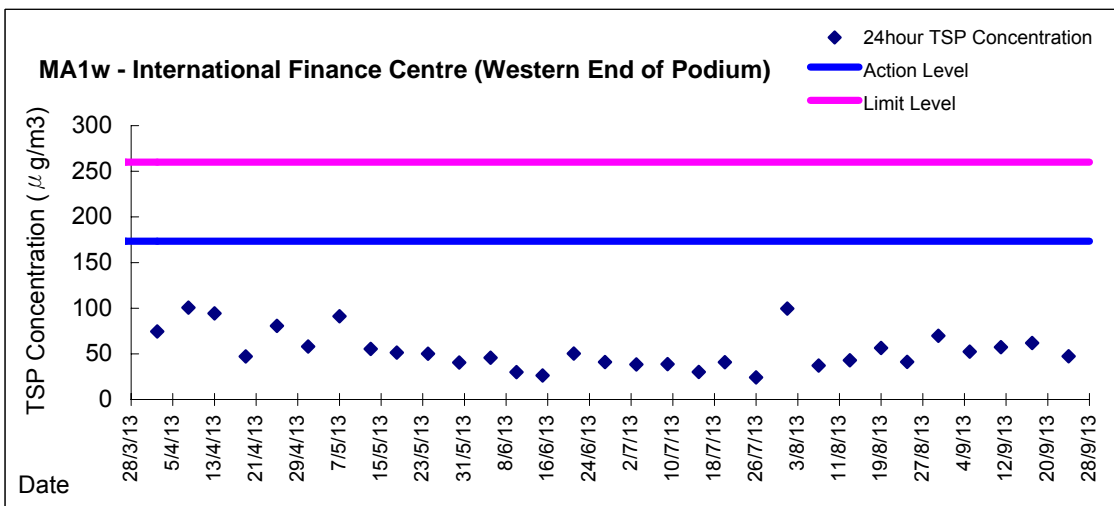
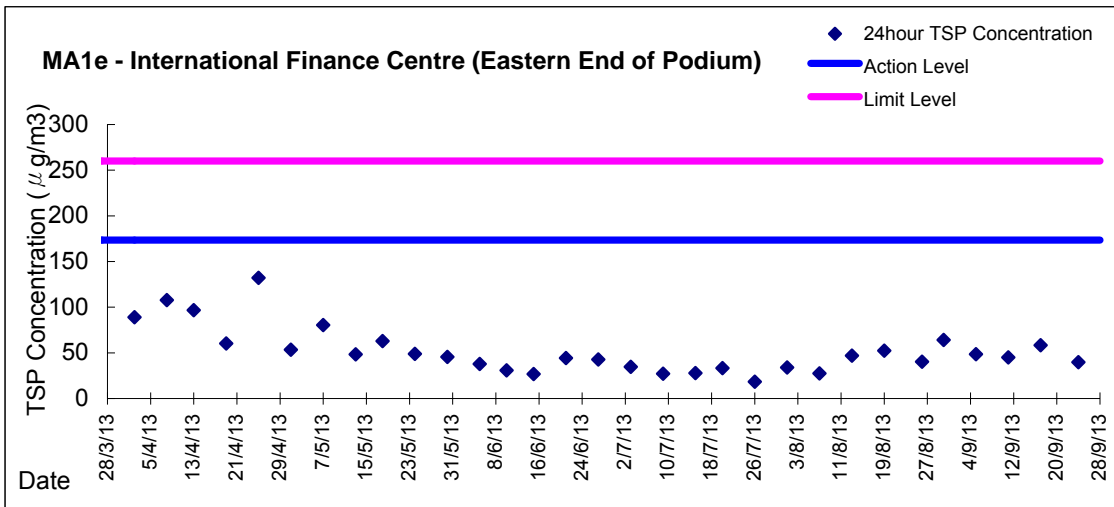
Graphic Presentation of 1 hour TSP Result



Graphic Presentation of 1 hour TSP Result

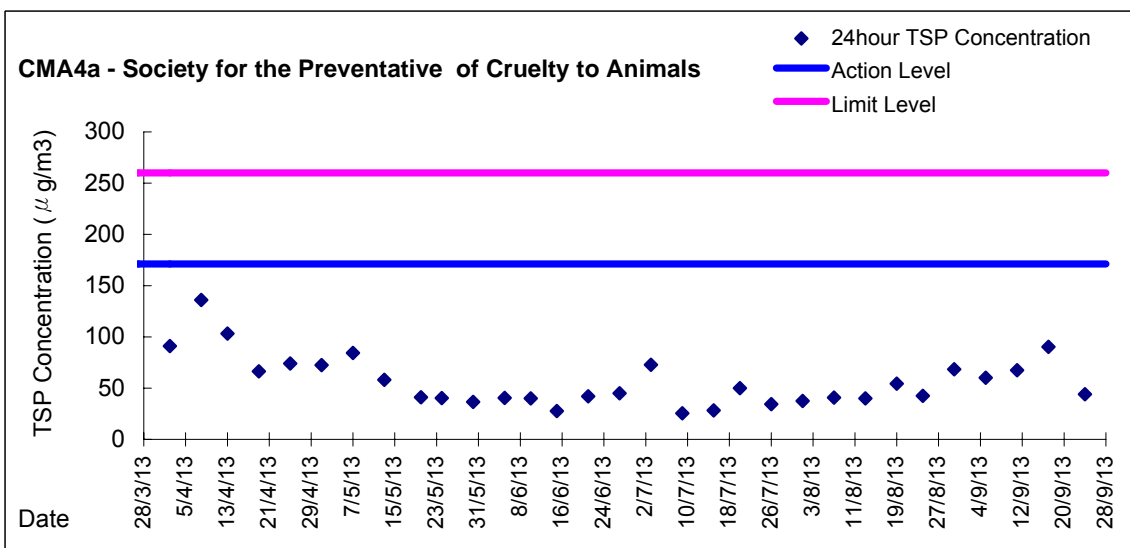
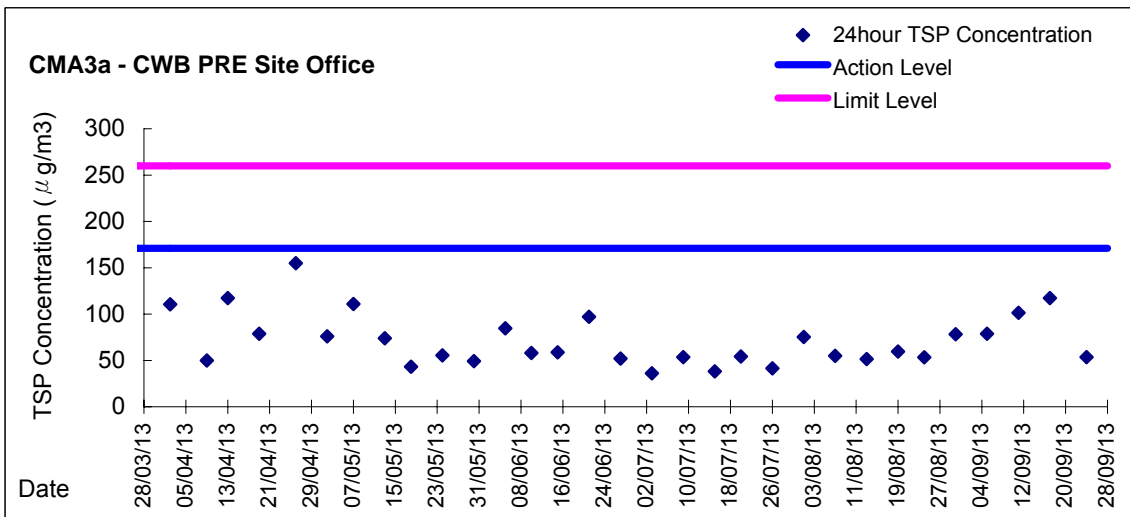
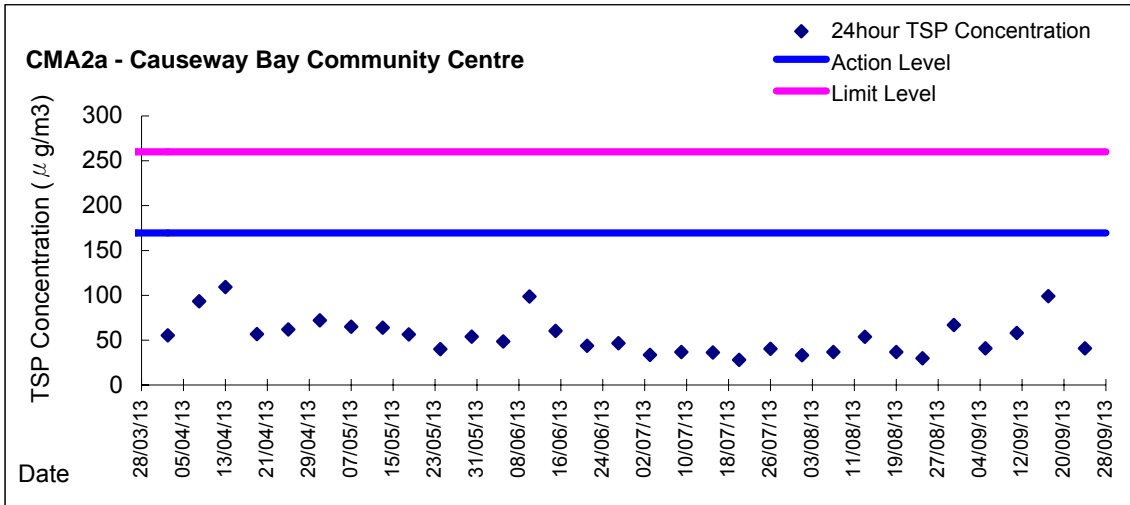


Graphic Presentation of 24 hour TSP Result



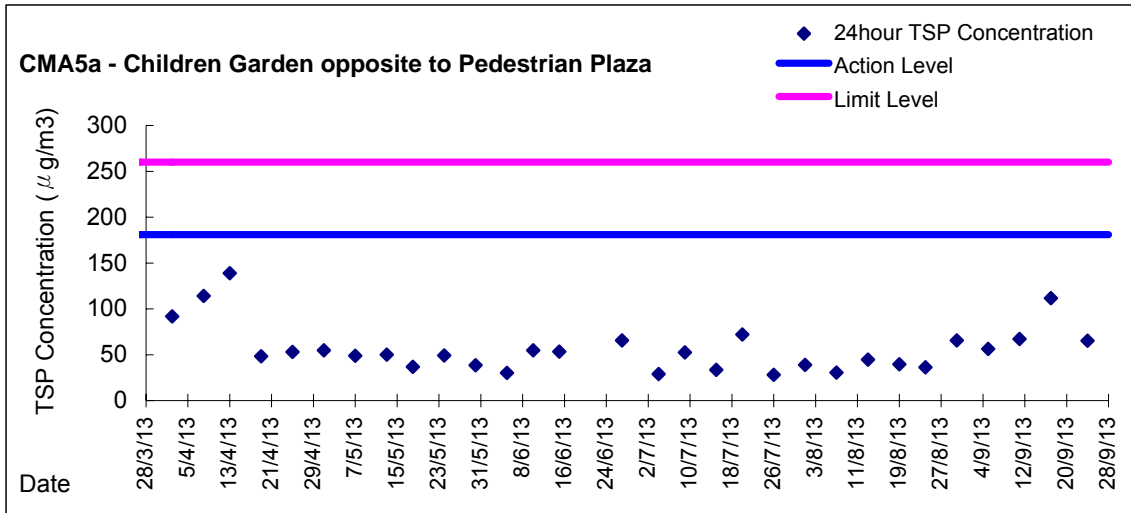


Graphic Presentation of 24 hour TSP Result

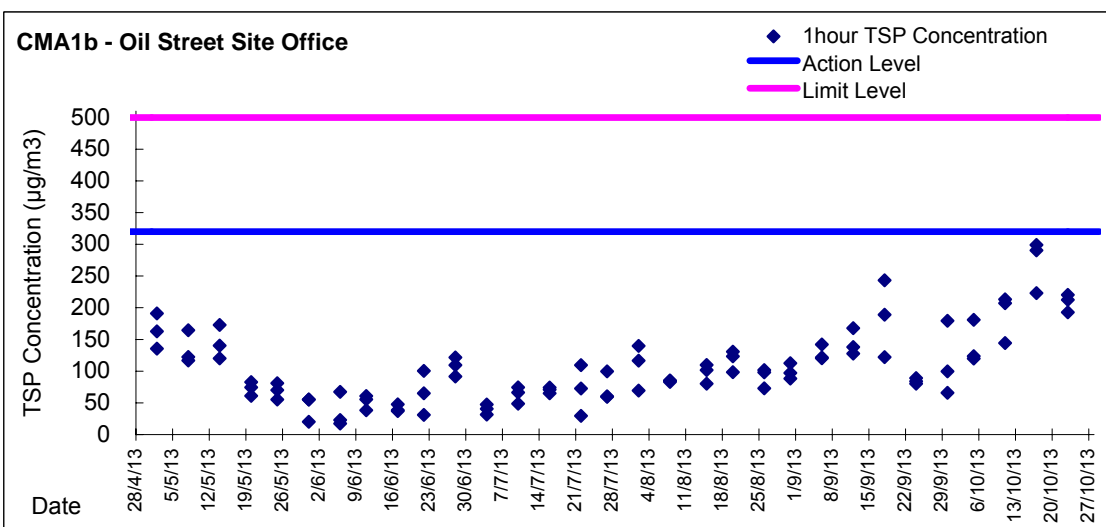
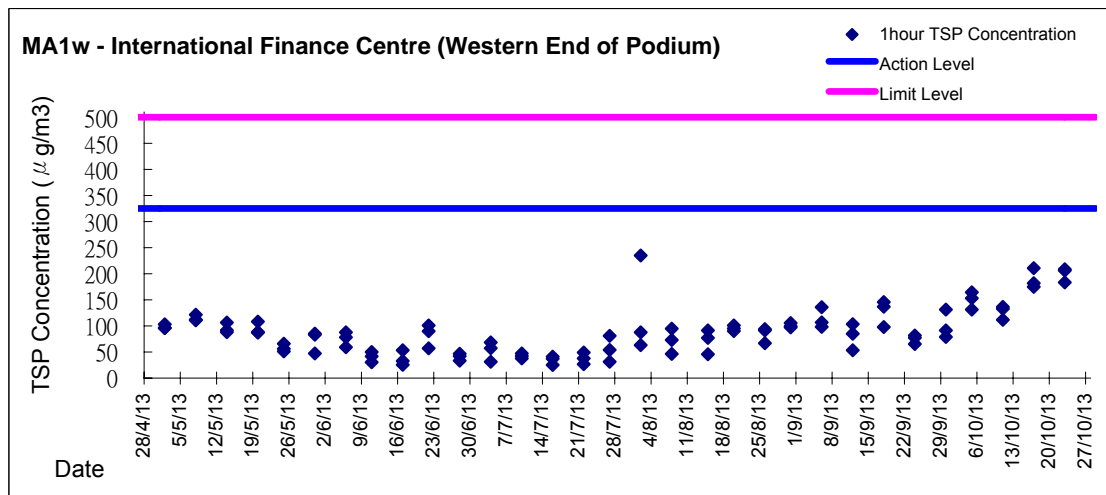
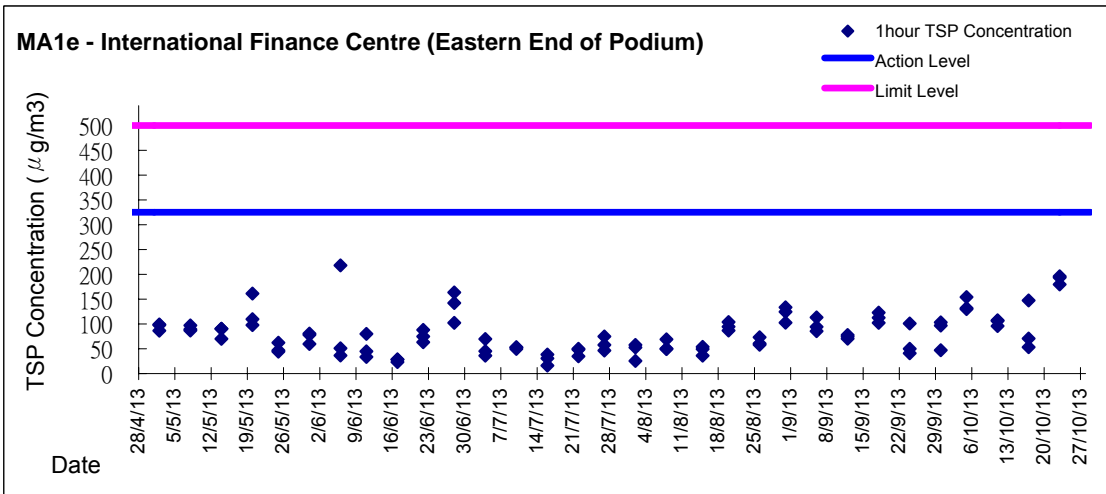




Graphic Presentation of 24 hour TSP Result

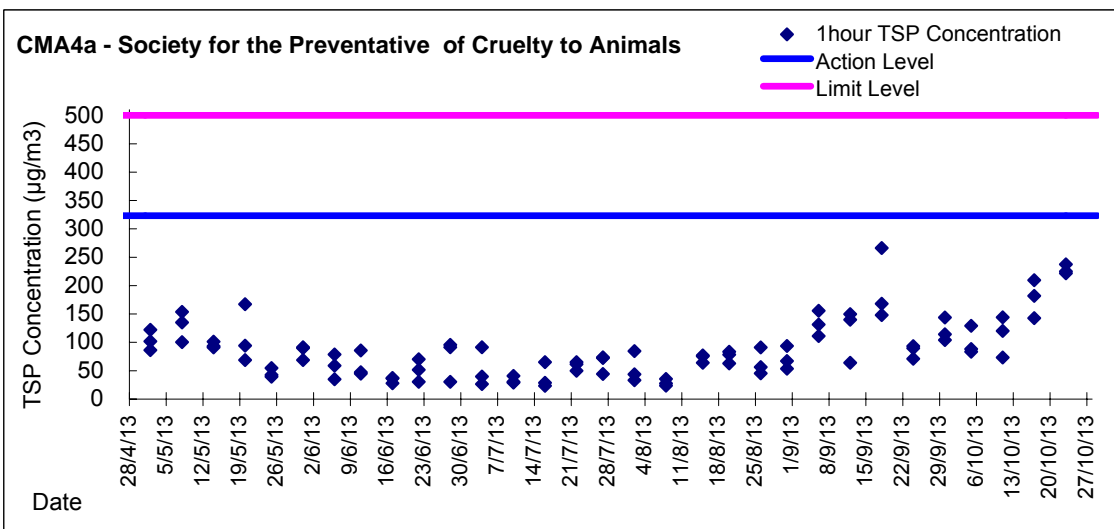
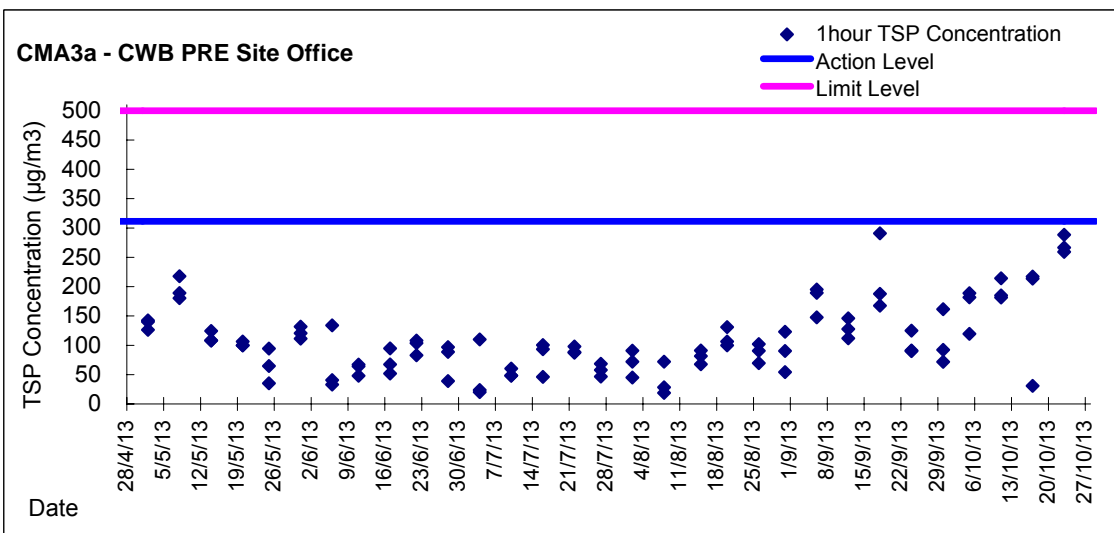
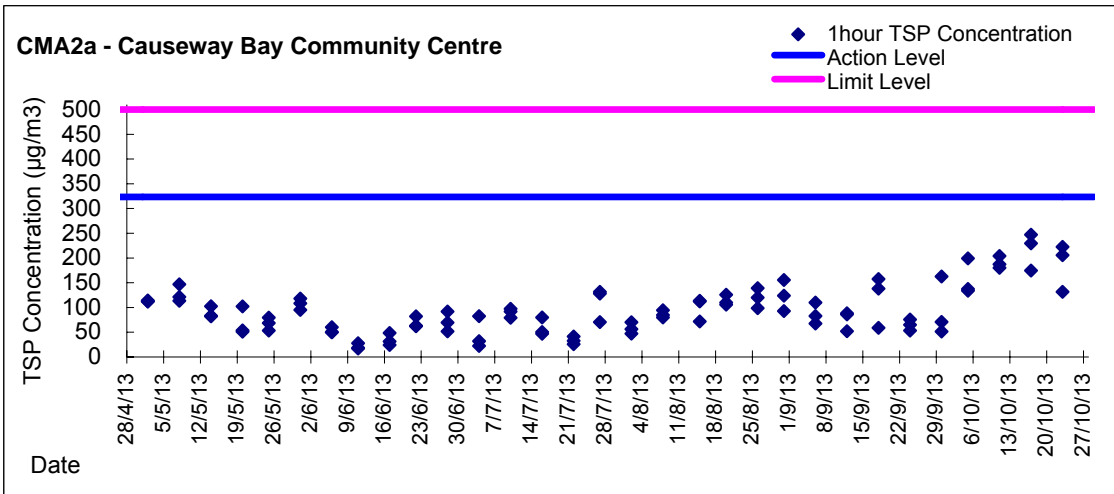


Graphic Presentation of 1 hour TSP Result

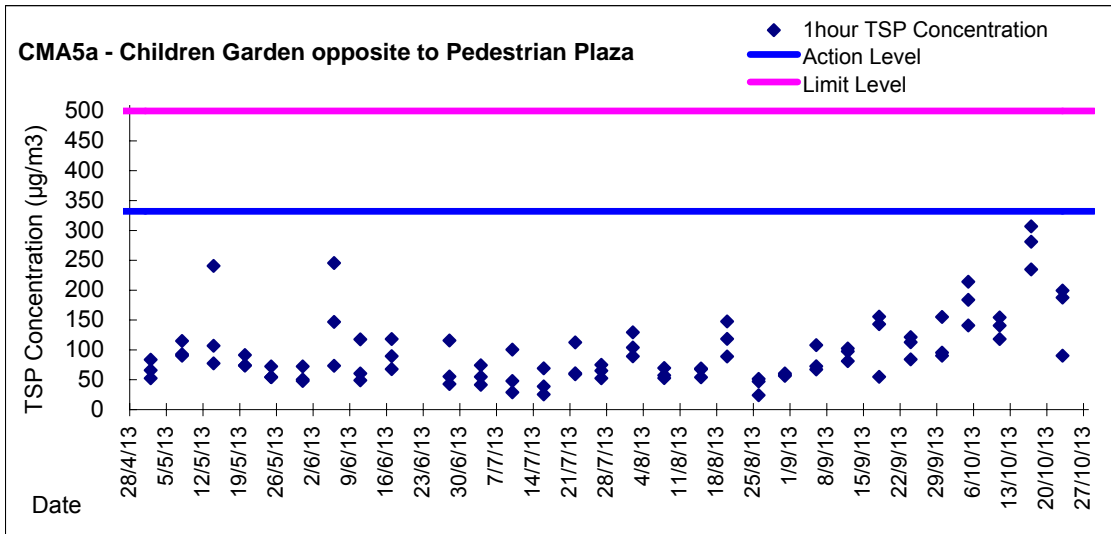




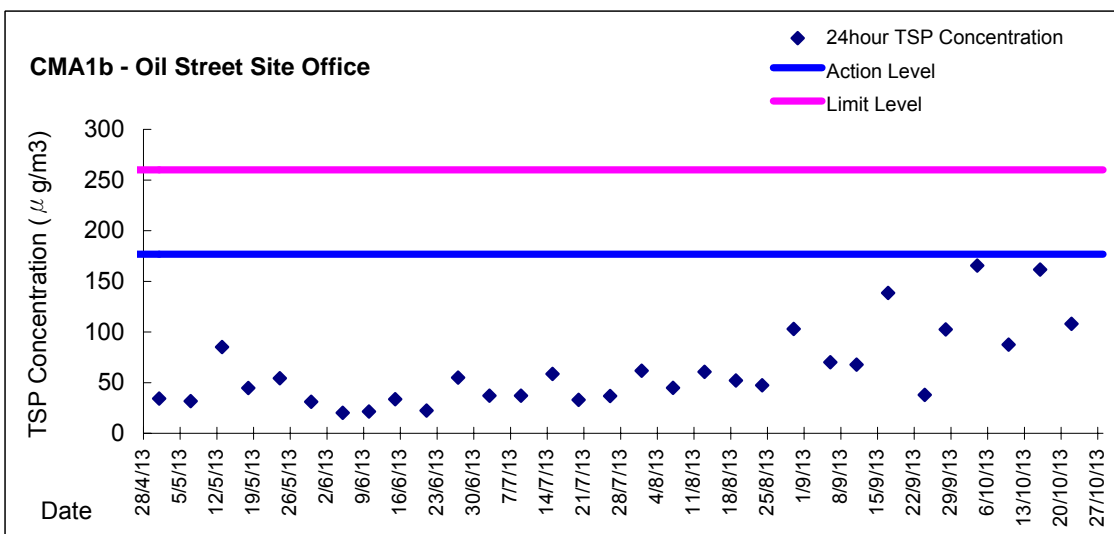
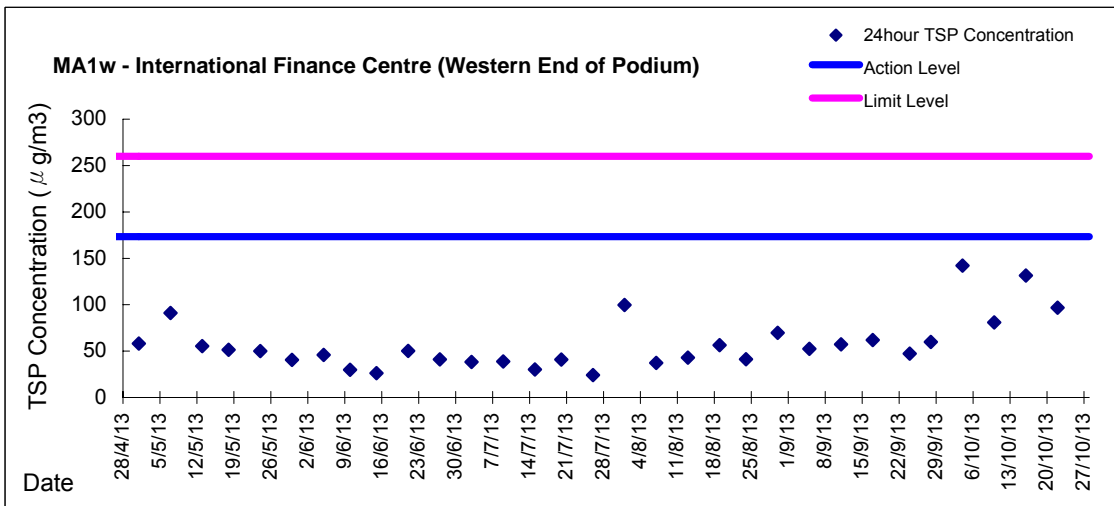
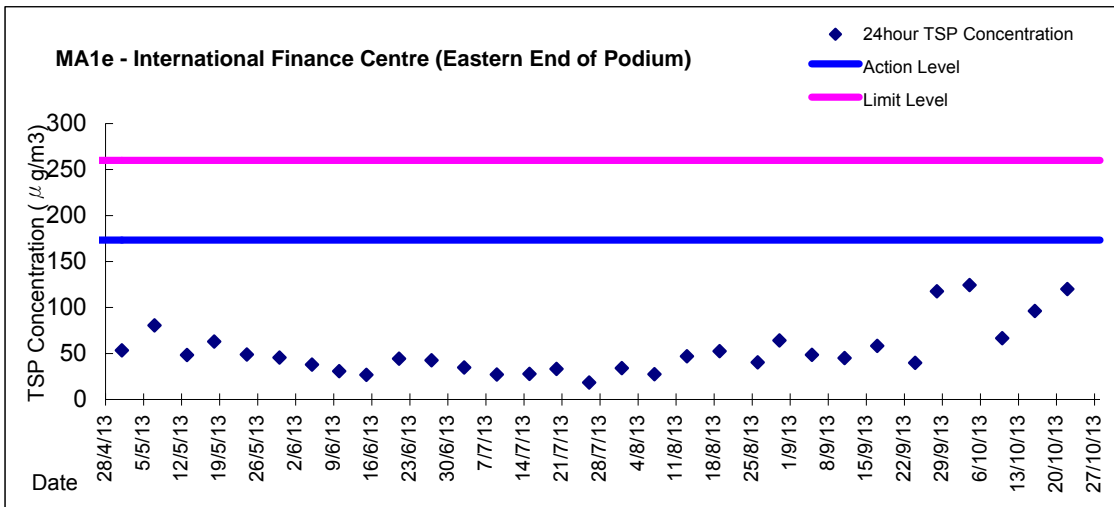
Graphic Presentation of 1 hour TSP Result



Graphic Presentation of 1 hour TSP Result

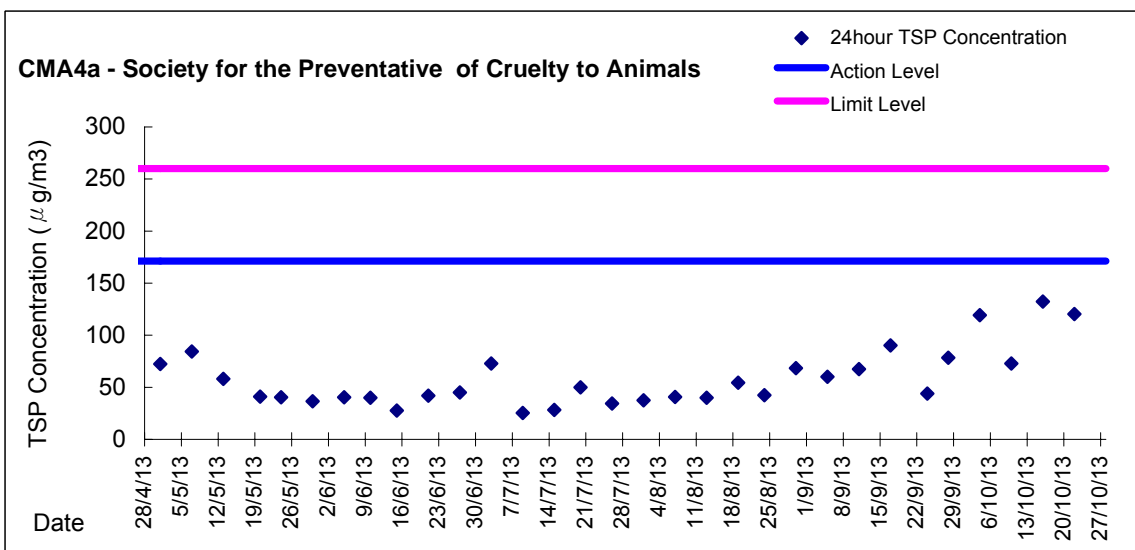
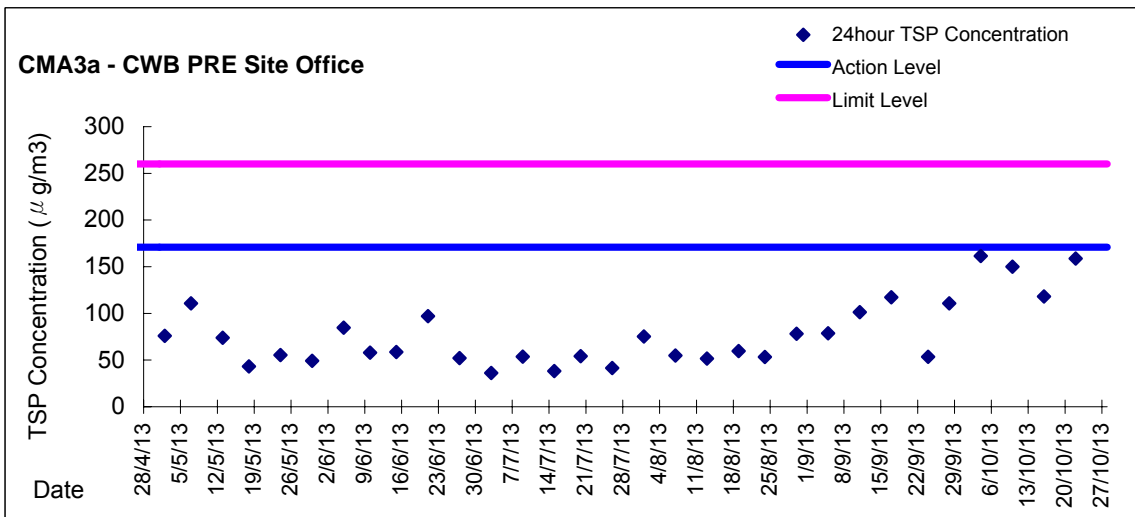
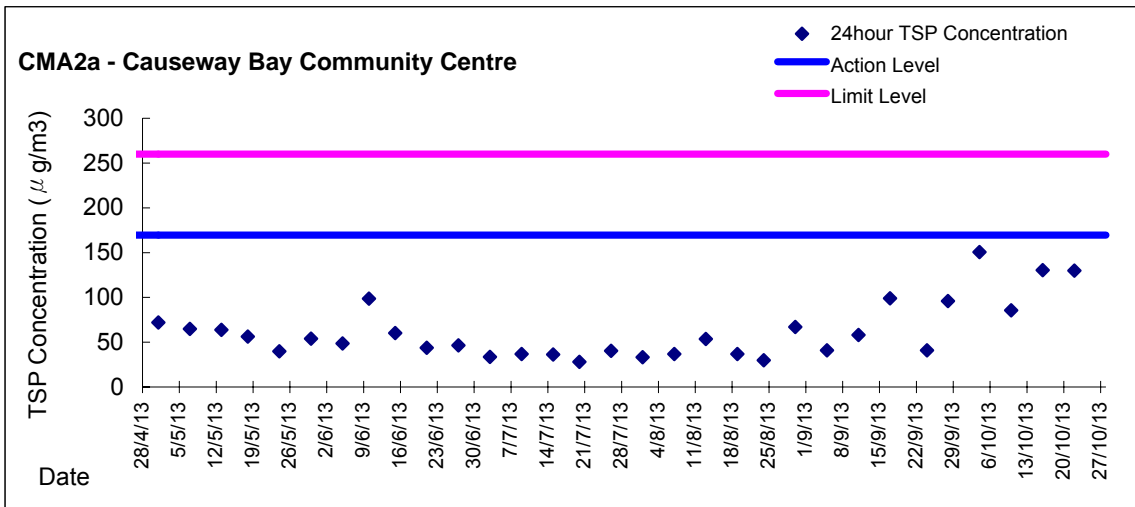


Graphic Presentation of 24 hour TSP Result



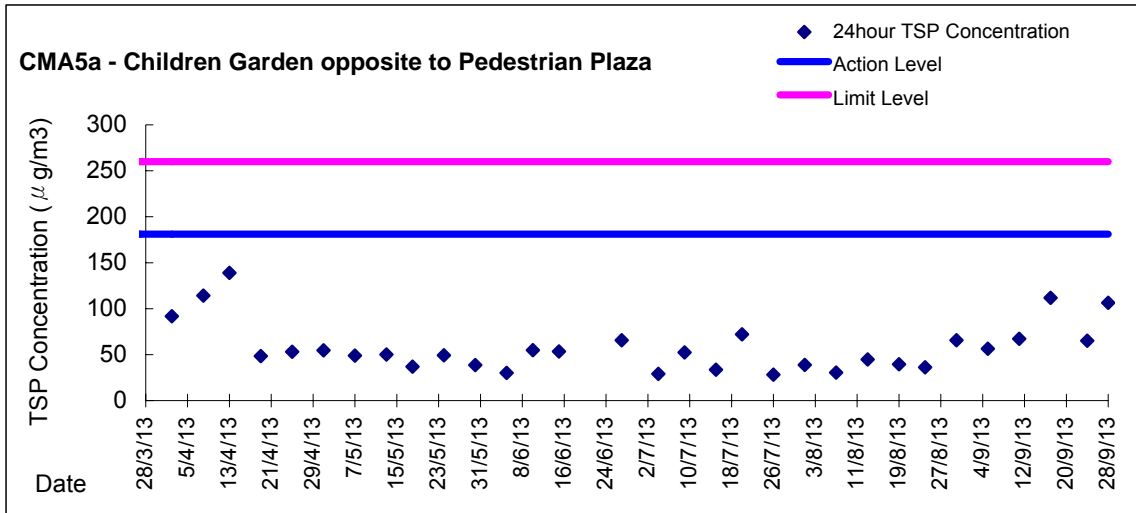


Graphic Presentation of 24 hour TSP Result

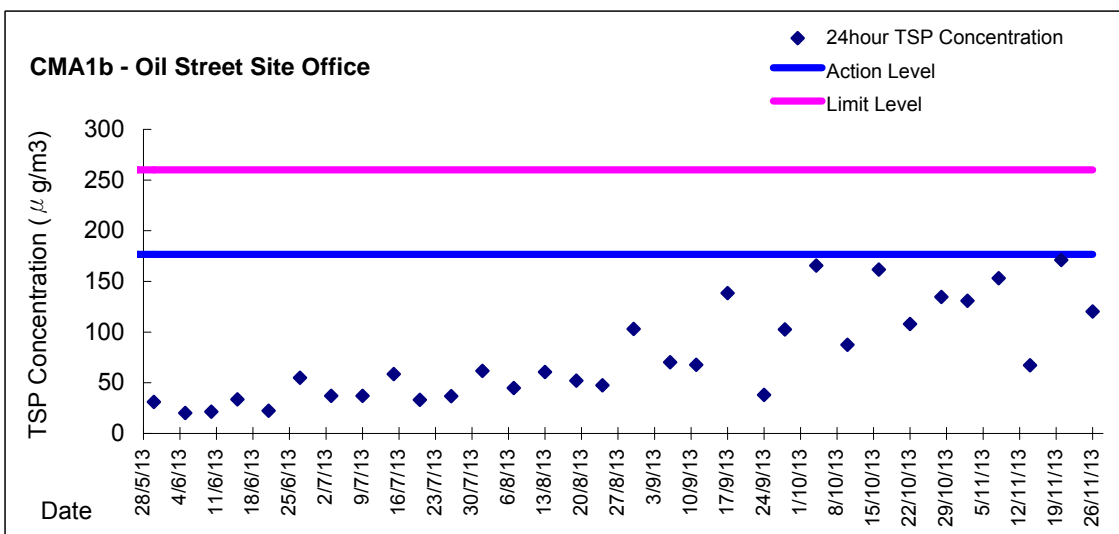
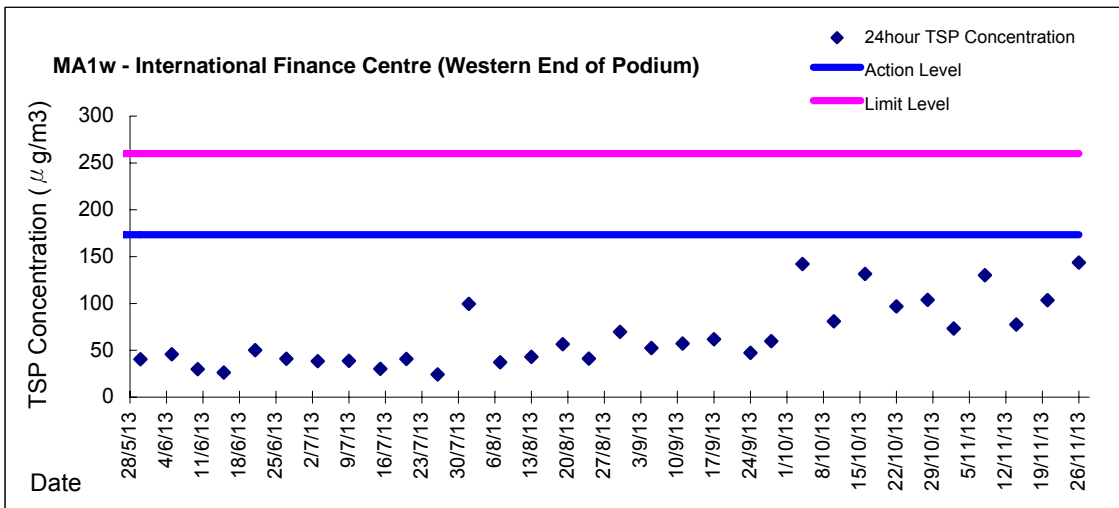
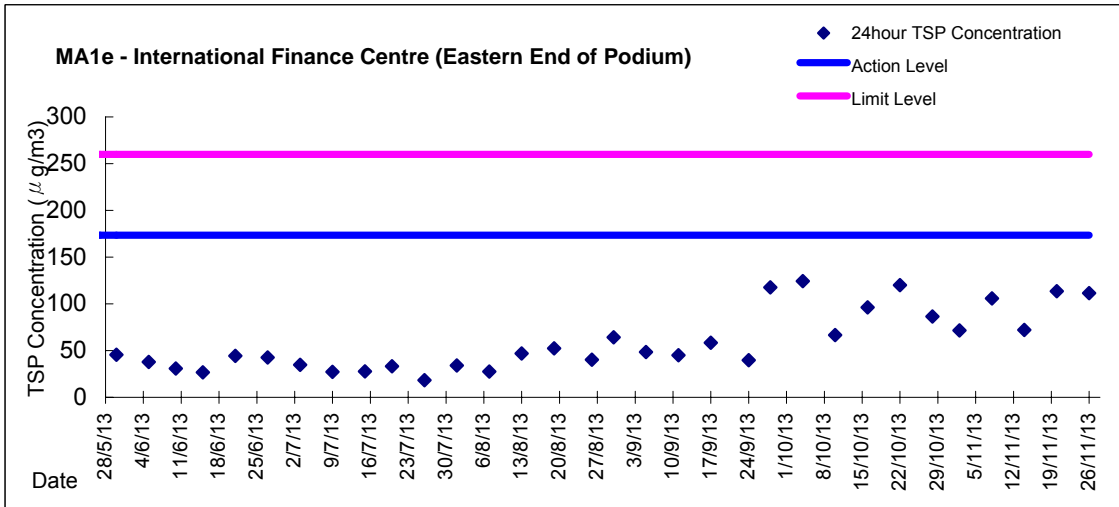




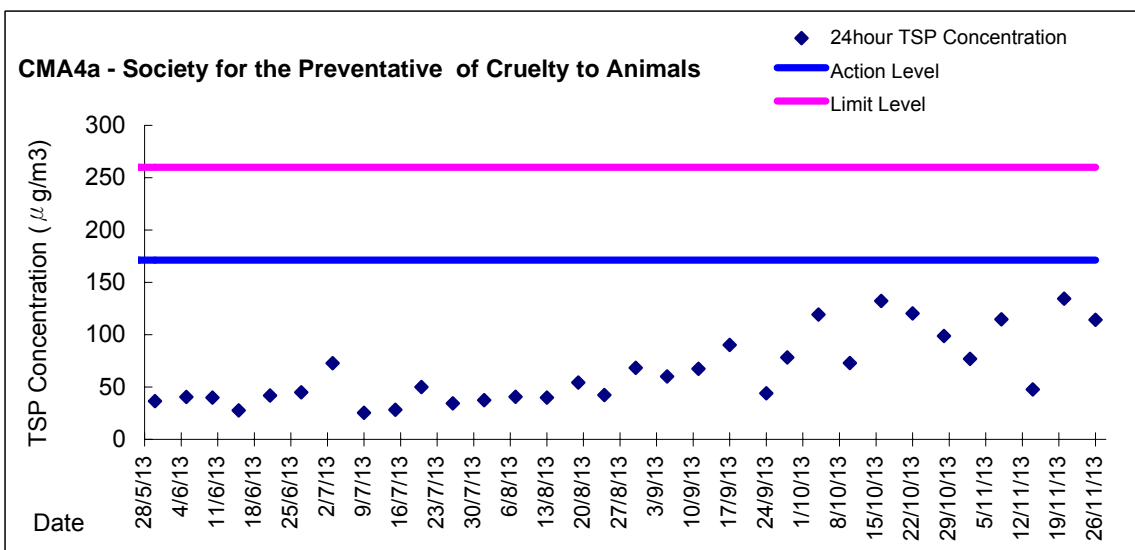
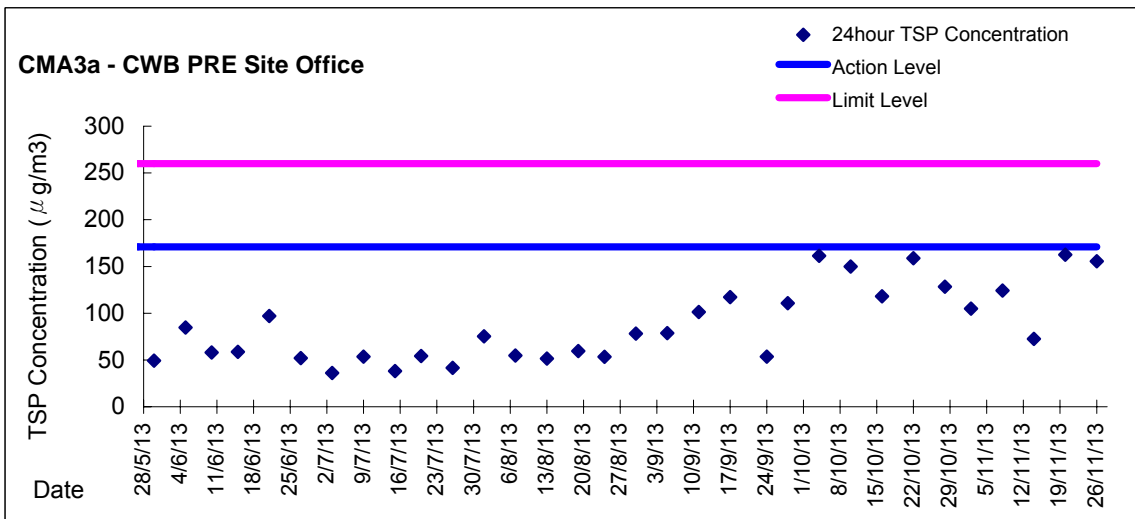
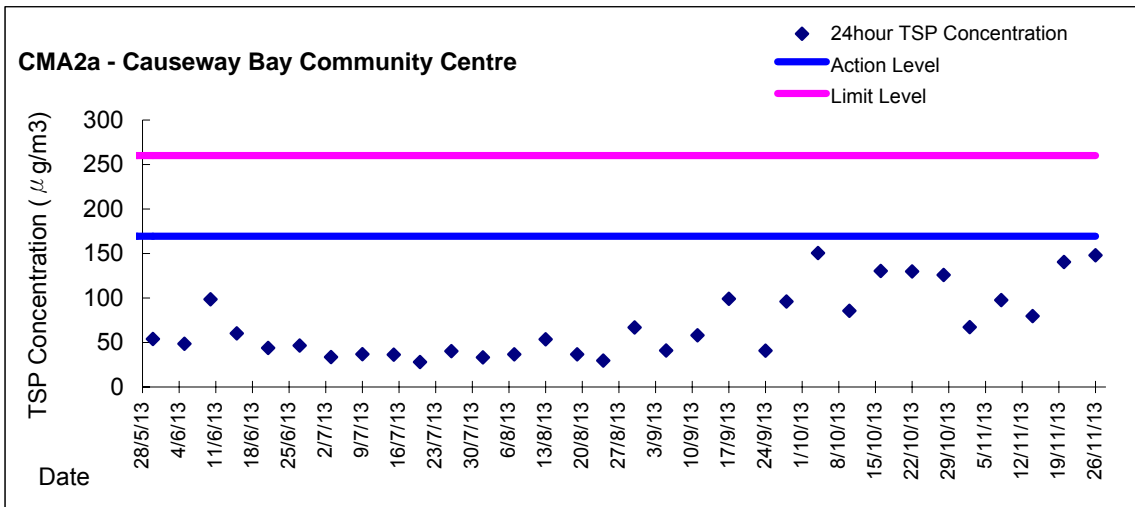
Graphic Presentation of 24 hour TSP Result



Graphic Presentation of 24 hour TSP Result

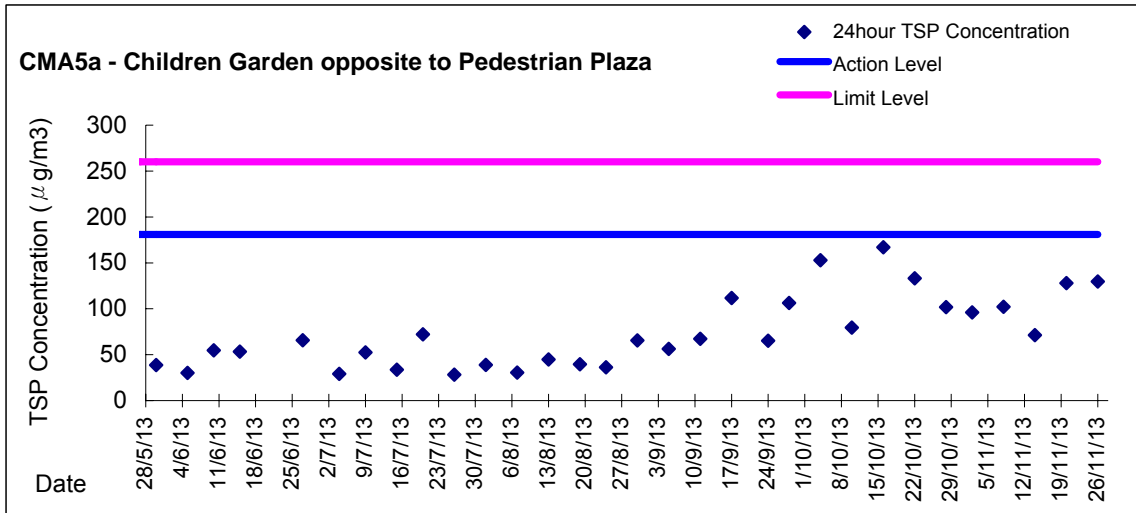


Graphic Presentation of 24 hour TSP Result

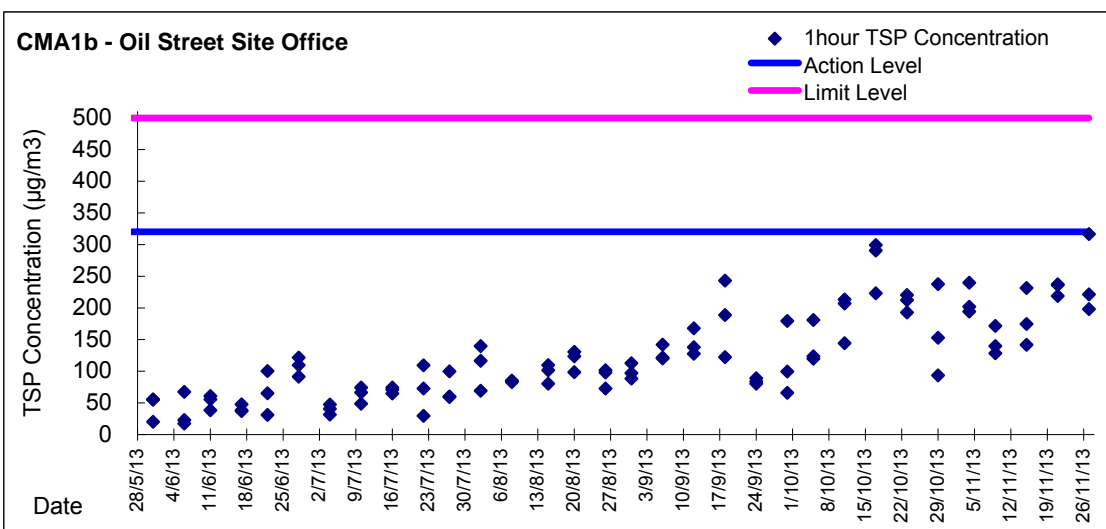
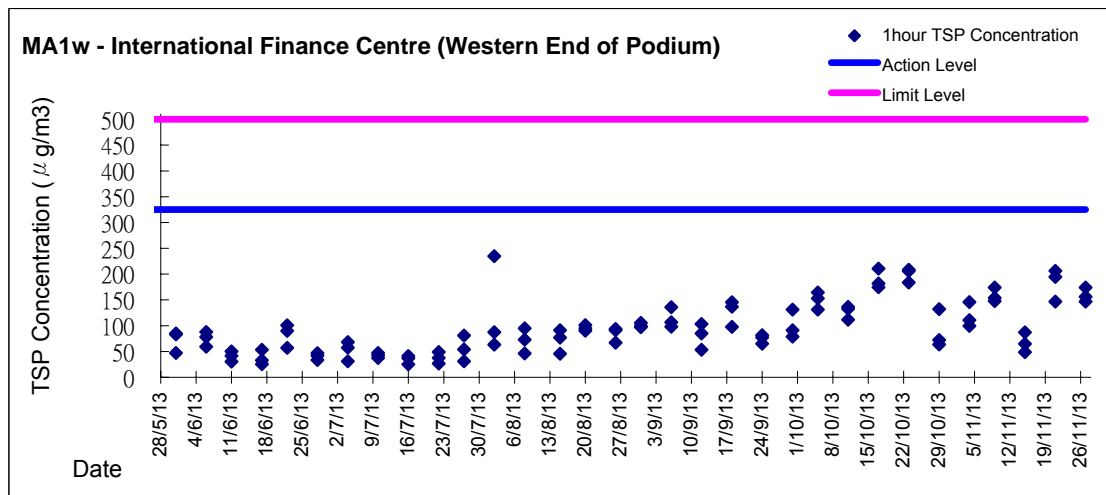
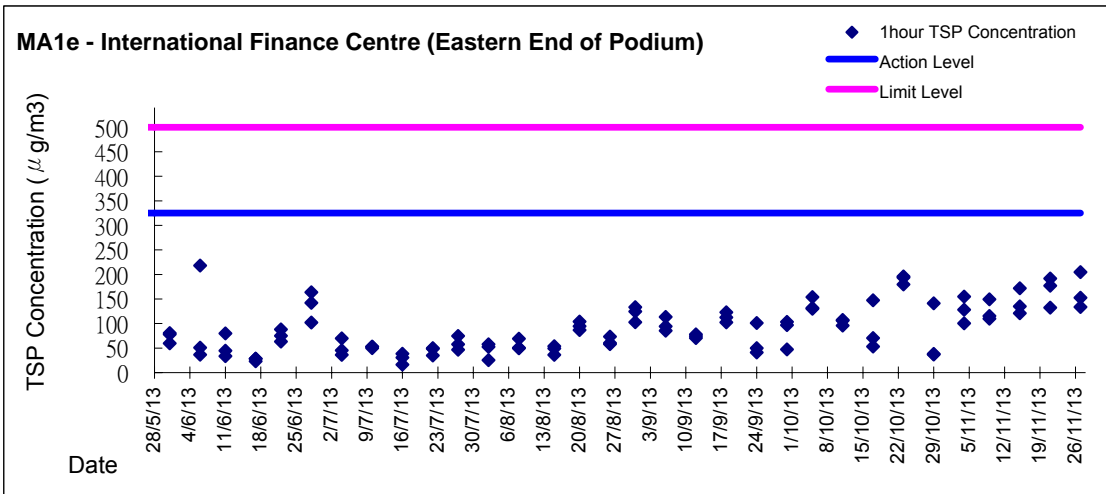




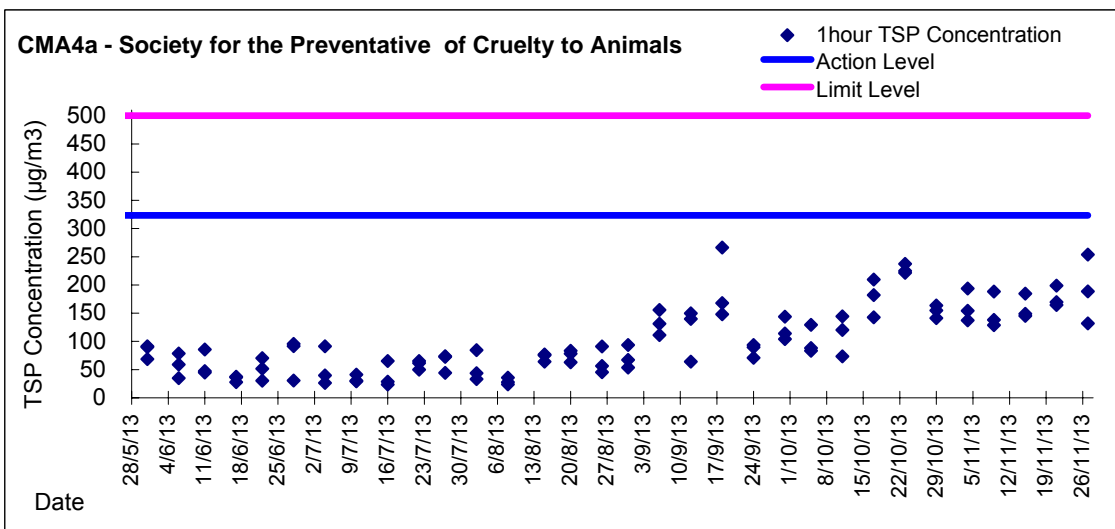
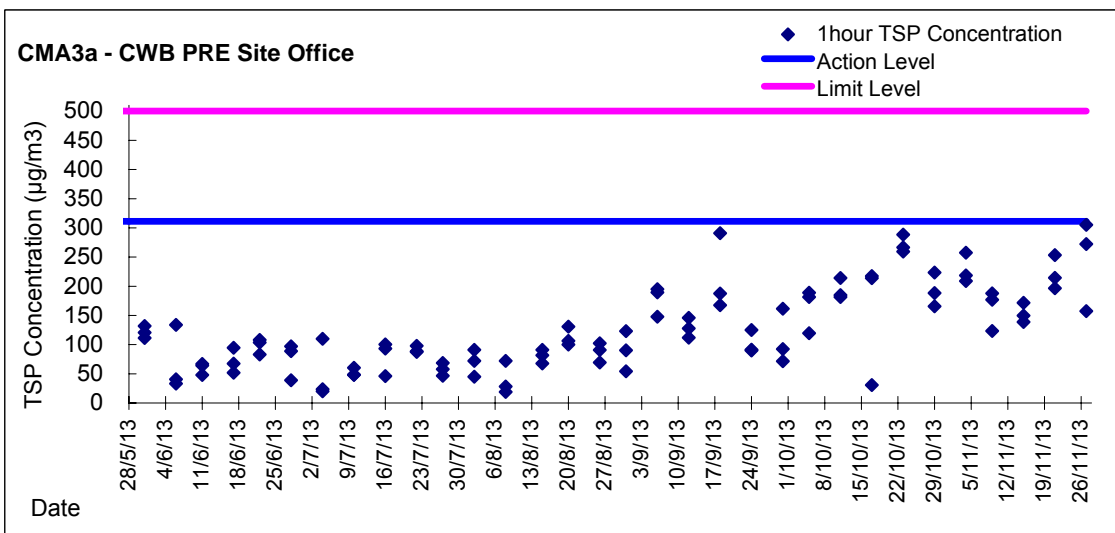
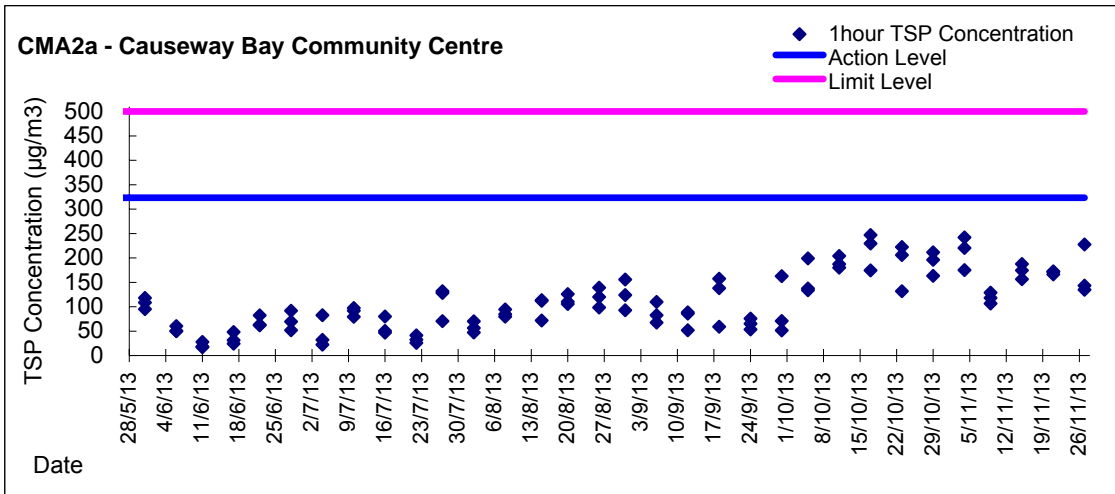
Graphic Presentation of 24 hour TSP Result



Graphic Presentation of 1 hour TSP Result



Graphic Presentation of 1 hour TSP Result



Graphic Presentation of 1 hour TSP Result

